







BELWOOD ESTATES

LEGEND

-  BELWOOD ESTATES LOTS
DIMENSIONS IN FEET
-  COMMUNITY MAILBOX
-  STREETLIGHT
-  TRANSFORMER
-  ACOUSTIC FENCE
-  CHAINLINK FENCE



Lot dimensions, driveways, sidewalks (if applicable), fencing, utility, street furniture locations and general specifications are approximate and subject to change without notice. Landscaping is artist's concept and actual plantings may vary. Size, shape, and location of lot is displayed for concept purposes and are not an actual survey of the land. Lot numbering is for marketing reference and is not based on future municipal addressing. E.&O.E. September 2024.