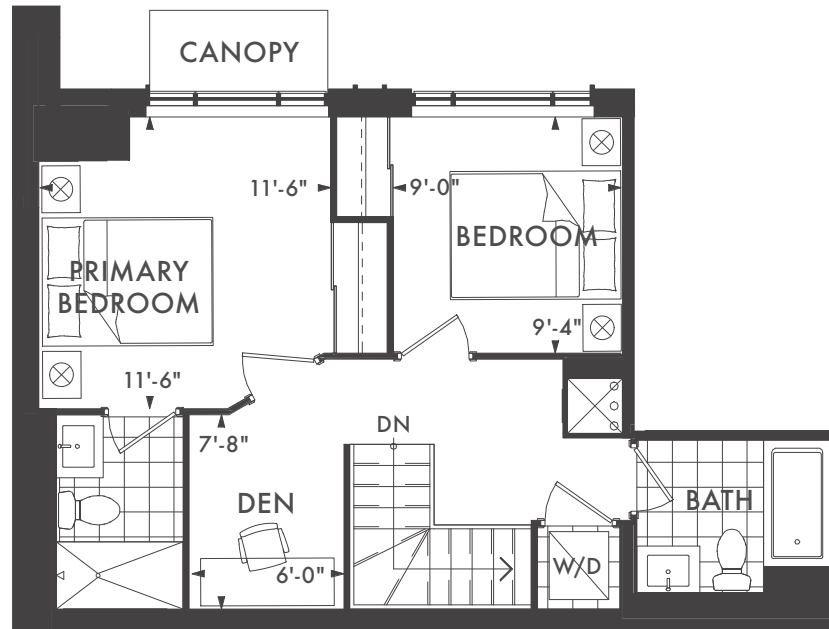


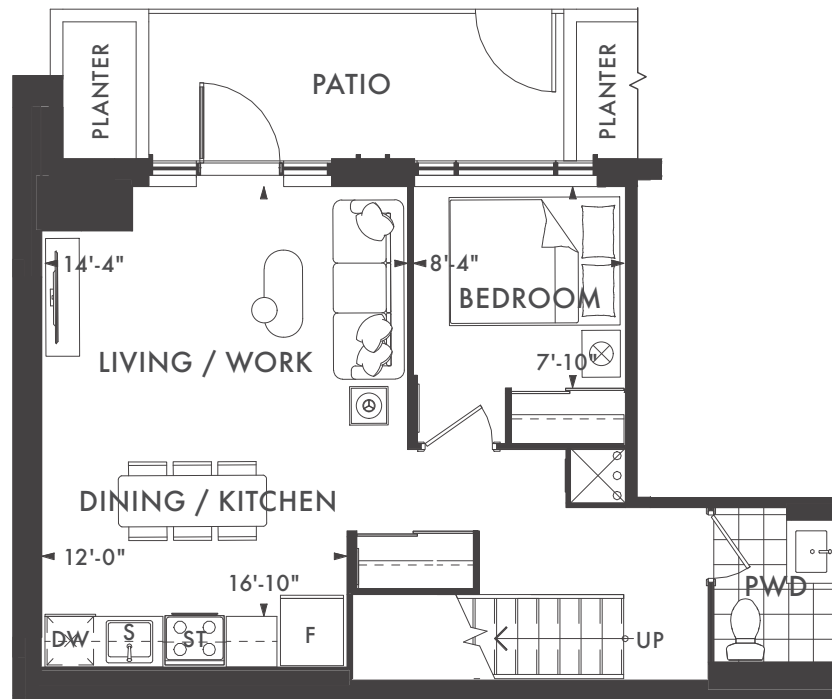
suite-LW-1

LIVE/WORK UNIT

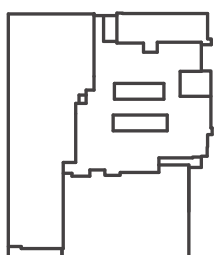
INTERIOR 1,184 SQ.FT. | EXTERIOR 99 SQ.FT. | TOTAL 1,283 SQ.FT.



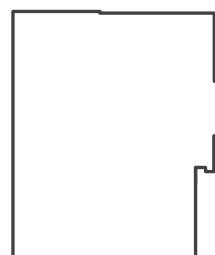
FLOOR 2



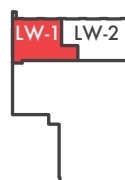
GROUND FLOOR



GROUND FLOOR



FLOOR 2



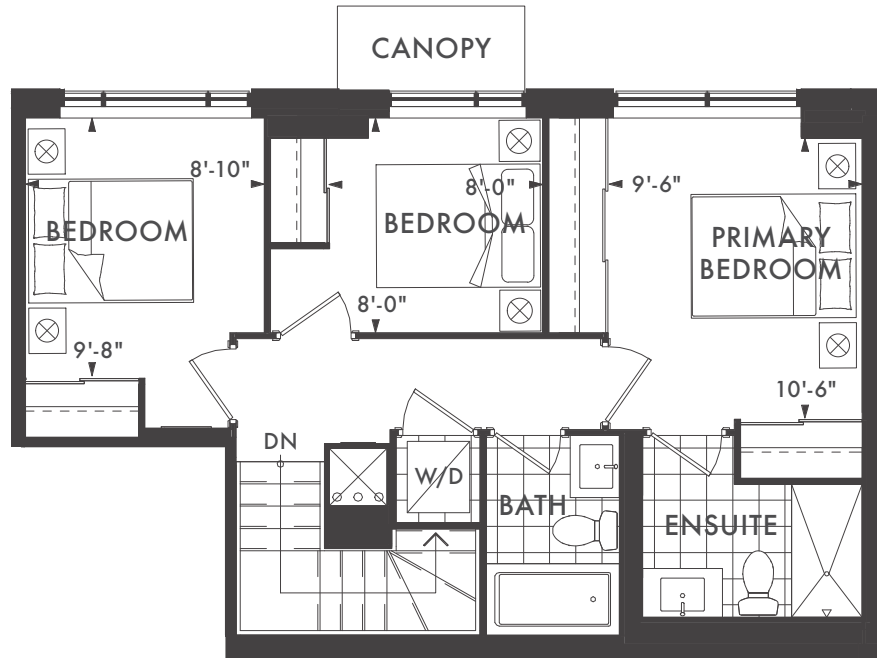
Note: All prices, figures, sizes, specifications and information, including without limitation the size, location, design and layout of windows, doors, walls, fixtures, closets, structures, appliances (if any), and the balcony are subject to change without notice to the Purchaser in order to comply with site conditions, municipal or governmental, structural, or architectural requirements, or for any reason at the discretion of the Vendor. Units on lower floors may have less floor space due to thicker structural members, mechanical rooms, etc. while units on higher floors may have more floor space. Bulkheads may not be shown on this plan and may be located in areas of the Unit as required for venting and mechanical systems. All areas and stated dimensions are approximate. Actual usable floor space, living area and square footage may vary from stated floor area. All illustrations are artist's concept only. Furniture is depicted for illustration purposes only & are not included. The unit shown may be the reverse of the unit purchased. The exact location of any balcony (if applicable) in relation to the unit layout may differ from that shown. E. & O.E.



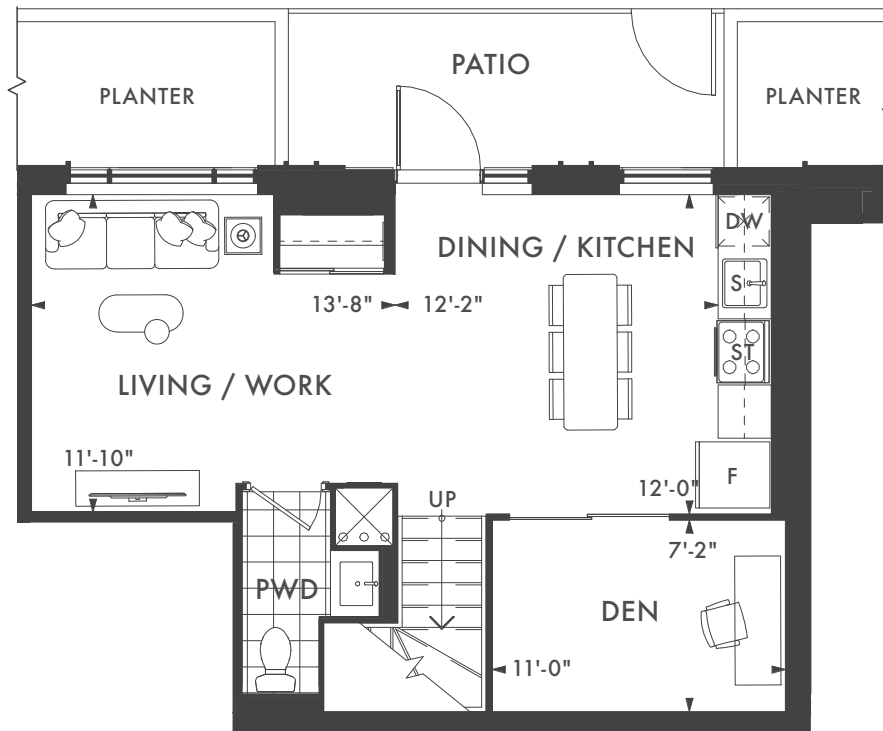
suite-LW-2

LIVE/WORK UNIT

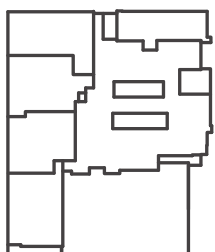
INTERIOR 1,203 SQ.FT. | EXTERIOR 99 SQ.FT. | TOTAL 1,302 SQ.FT.



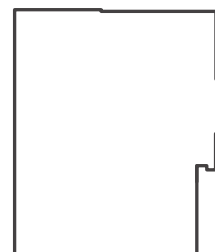
FLOOR 2



GROUND FLOOR



GROUND FLOOR



FLOOR 2



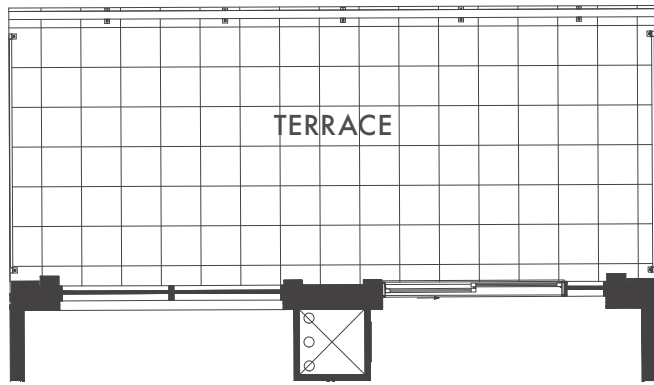
Note: All prices, figures, sizes, specifications and information, including without limitation the size, location, design and layout of windows, doors, walls, fixtures, closets, structures, appliances (if any), and the balcony are subject to change without notice to the Purchaser in order to comply with site conditions, municipal or governmental, structural, or architectural requirements, or for any reason at the discretion of the Vendor. Units on lower floors may have less floor space due to thicker structural members, mechanical rooms, etc. while units on higher floors may have more floor space. Bulkheads may not be shown on this plan and may be located in areas of the Unit as required for venting and mechanical systems. All areas and stated dimensions are approximate. Actual usable floor space, living area and square footage may vary from stated floor area. All illustrations are artist's concept only. Furniture is depicted for illustration purposes only & are not included. The unit shown may be the reverse of the unit purchased. The exact location of any balcony (if applicable) in relation to the unit layout may differ from that shown. E. & O.E.



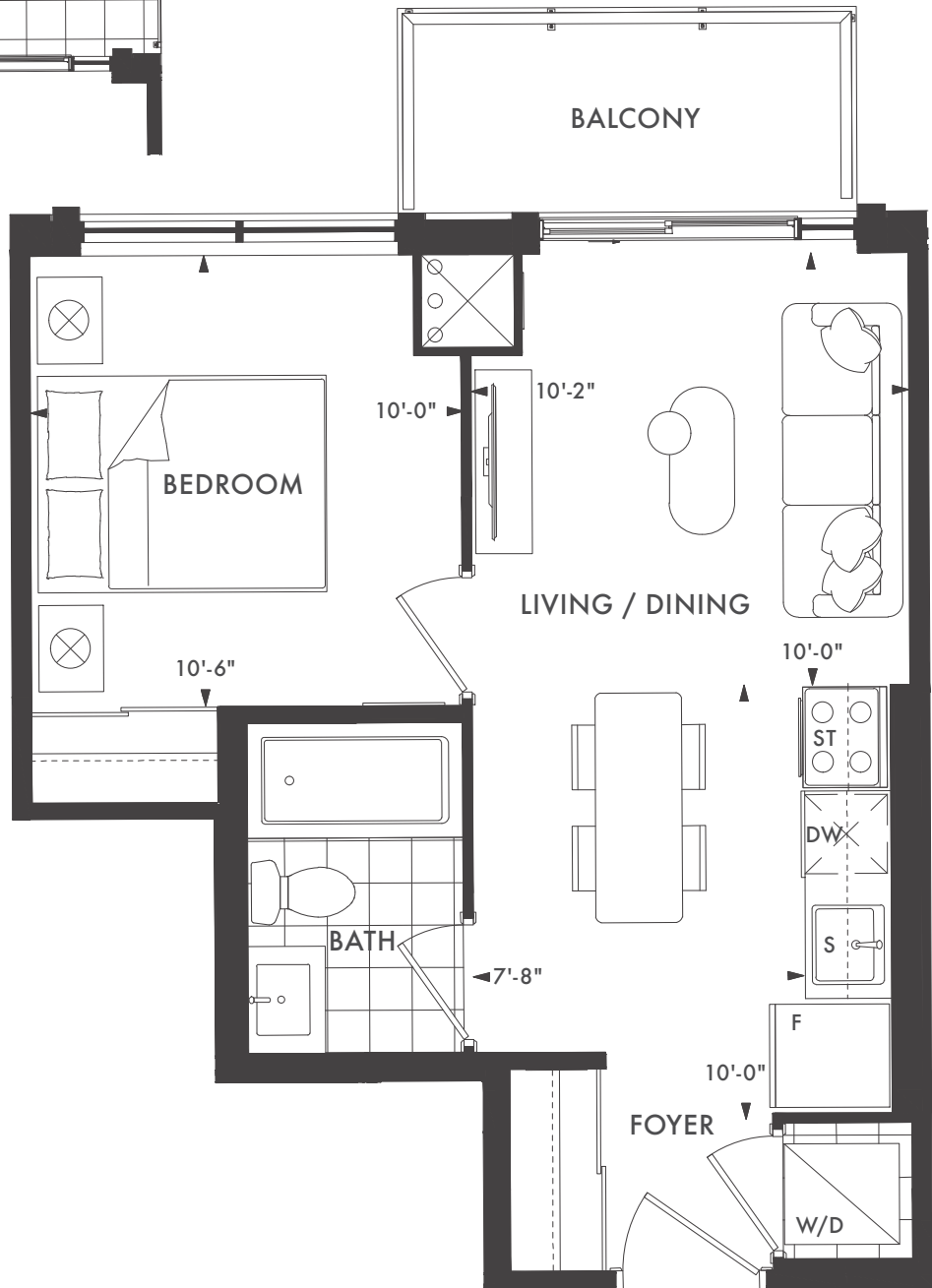
suite-1A

1 BEDROOM

INTERIOR 455 SQ.FT. | EXTERIOR 45 SQ.FT. | TOTAL 500 SQ.FT.



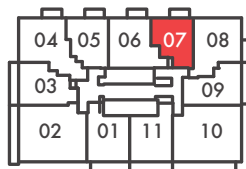
TERRACE AT FLOOR 7
EXTERIOR 182 SQ.FT.
TOTAL 637 SQ.FT.



FLOOR 7



FLOORS 8-23



FLOOR 24

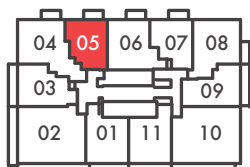
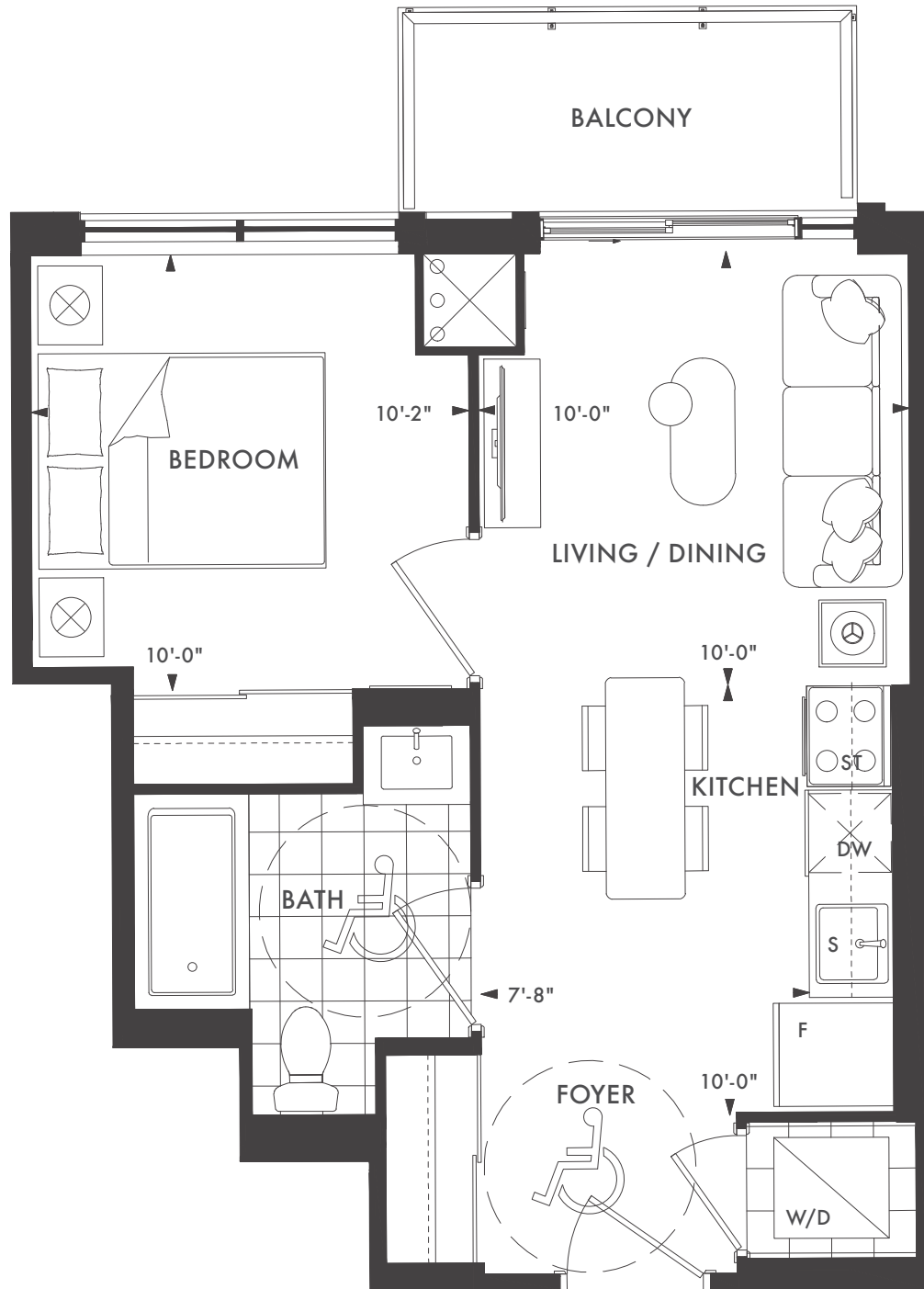
Note: All prices, figures, sizes, specifications and information, including without limitation the size, location, design and layout of windows, doors, walls, fixtures, closets, structures, appliances (if any), and the balcony are subject to change without notice to the Purchaser in order to comply with site conditions, municipal or governmental, structural, or architectural requirements, or for any reason at the discretion of the Vendor. Units on lower floors may have less floor space due to thicker structural members, mechanical rooms, etc. while units on higher floors may have more floor space. Bulkheads may not be shown on this plan and may be located in areas of the Unit as required for venting and mechanical systems. All areas and stated dimensions are approximate. Actual usable floor space, living area and square footage may vary from stated floor area. All illustrations are artist's concept only. Furniture is depicted for illustration purposes only & are not included. The unit shown may be the reverse of the unit purchased. The exact location of any balcony (if applicable) in relation to the unit layout may differ from that shown. E. & O.E.



suite-1B (B/F)

1 BEDROOM

INTERIOR 478 SQ.FT. | EXTERIOR 45 SQ.FT. | TOTAL 523 SQ.FT.



FLOORS 8-23



FLOOR 24

Note: All prices, figures, sizes, specifications and information, including without limitation the size, location, design and layout of windows, doors, walls, fixtures, closets, structures, appliances (if any), and the balcony are subject to change without notice to the Purchaser in order to comply with site conditions, municipal or governmental, structural, or architectural requirements, or for any reason at the discretion of the Vendor. Units on lower floors may have less floor space due to thicker structural members, mechanical rooms, etc. while units on higher floors may have more floor space. Bulkheads may not be shown on this plan and may be located in areas of the Unit as required for venting and mechanical systems. All areas and stated dimensions are approximate. Actual usable floor space, living area and square footage may vary from stated floor area. All illustrations are artist's concept only. Furniture is depicted for illustration purposes only & are not included. The unit shown may be the reverse of the unit purchased. The exact location of any balcony (if applicable) in relation to the unit layout may differ from that shown. E. & O.E.



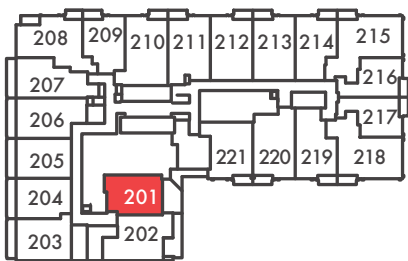
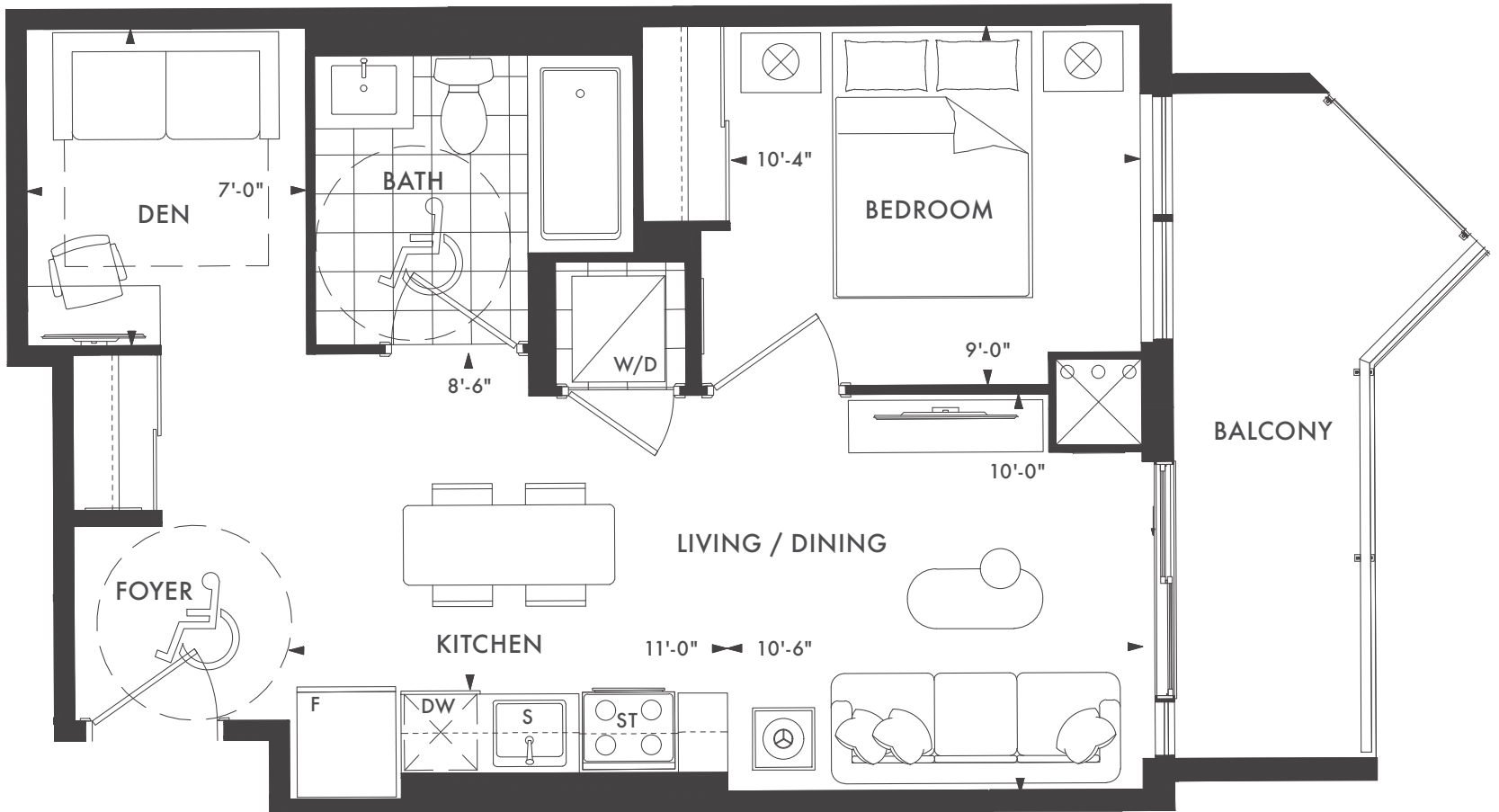
CHESTNUT HILL
DEVELOPMENTS

BUILDING COMMUNITIES SINCE 1981

suite-1A+D (B/F)

1 BEDROOM + DEN

INTERIOR 567 SQ.FT. | EXTERIOR 88 SQ.FT. | TOTAL 655 SQ.FT.



FLOOR 2



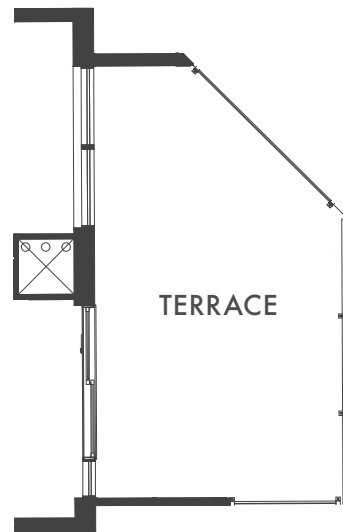
FLOOR 3



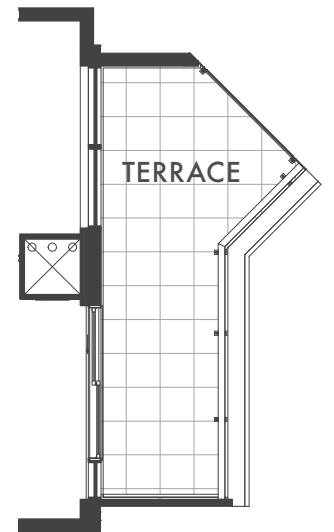
FLOOR 4



FLOOR 6



TERRACE AT FLOOR 2
EXTERIOR 147 SQ.FT.
TOTAL 714 SQ.FT.



TERRACE AT FLOOR 6
EXTERIOR 86 SQ.FT.
TOTAL 653 SQ.FT.

Note: All prices, figures, sizes, specifications and information, including without limitation the size, location, design and layout of windows, doors, walls, fixtures, closets, structures, appliances (if any), and the balcony are subject to change without notice to the Purchaser in order to comply with site conditions, municipal or governmental, structural, or architectural requirements, or for any reason at the discretion of the Vendor. Units on lower floors may have less floor space due to thicker structural members, mechanical rooms, etc. while units on higher floors may have more floor space. Bulkheads may not be shown on this plan and may be located in areas of the Unit as required for venting and mechanical systems. All areas and stated dimensions are approximate. Actual usable floor space, living area and square footage may vary from stated floor area. All illustrations are artist's concept only. Furniture is depicted for illustration purposes only & are not included. The unit shown may be the reverse of the unit purchased. The exact location of any balcony (if applicable) in relation to the unit layout may differ from that shown. E. & O.E.



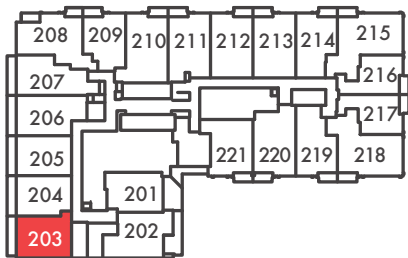
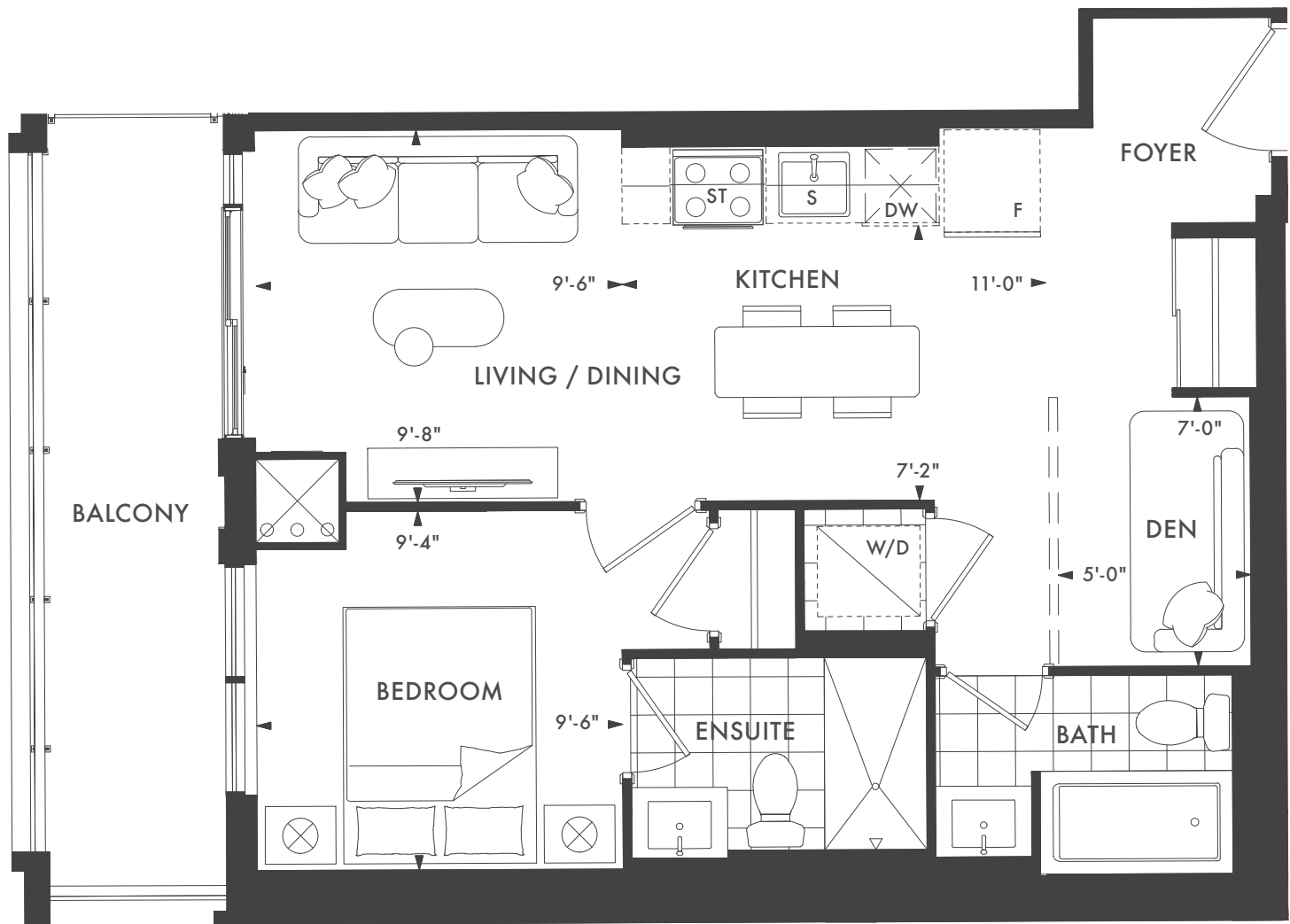
suite-1B+D

the Wilde

CONDOMINIUMS

1 BEDROOM + DEN

INTERIOR 604 SQ.FT. | EXTERIOR 94 SQ.FT. | TOTAL 698 SQ.FT.



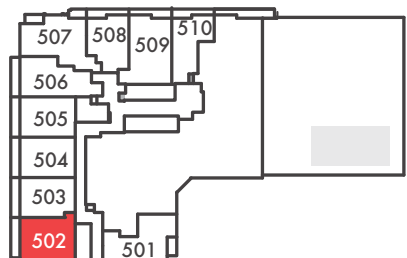
FLOOR 2



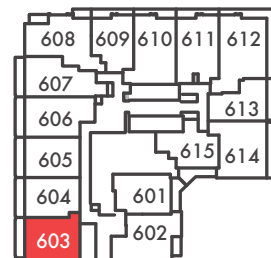
FLOOR 3



FLOOR 4



FLOOR 5



FLOOR 6

Note: All prices, figures, sizes, specifications and information, including without limitation the size, location, design and layout of windows, doors, walls, fixtures, closets, structures, appliances (if any), and the balcony are subject to change without notice to the Purchaser in order to comply with site conditions, municipal or governmental, structural, or architectural requirements, or for any reason at the discretion of the Vendor. Units on lower floors may have less floor space due to thicker structural members, mechanical rooms, etc. while units on higher floors may have more floor space. Bulkheads may not be shown on this plan and may be located in areas of the Unit as required for venting and mechanical systems. All areas and stated dimensions are approximate. Actual usable floor space, living area and square footage may vary from stated floor area. All illustrations are artist's concept only. Furniture is depicted for illustration purposes only & are not included. The unit shown may be the reverse of the unit purchased. The exact location of any balcony (if applicable) in relation to the unit layout may differ from that shown. E. & O.E.



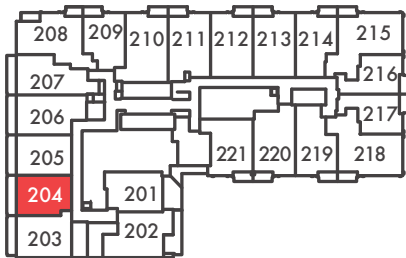
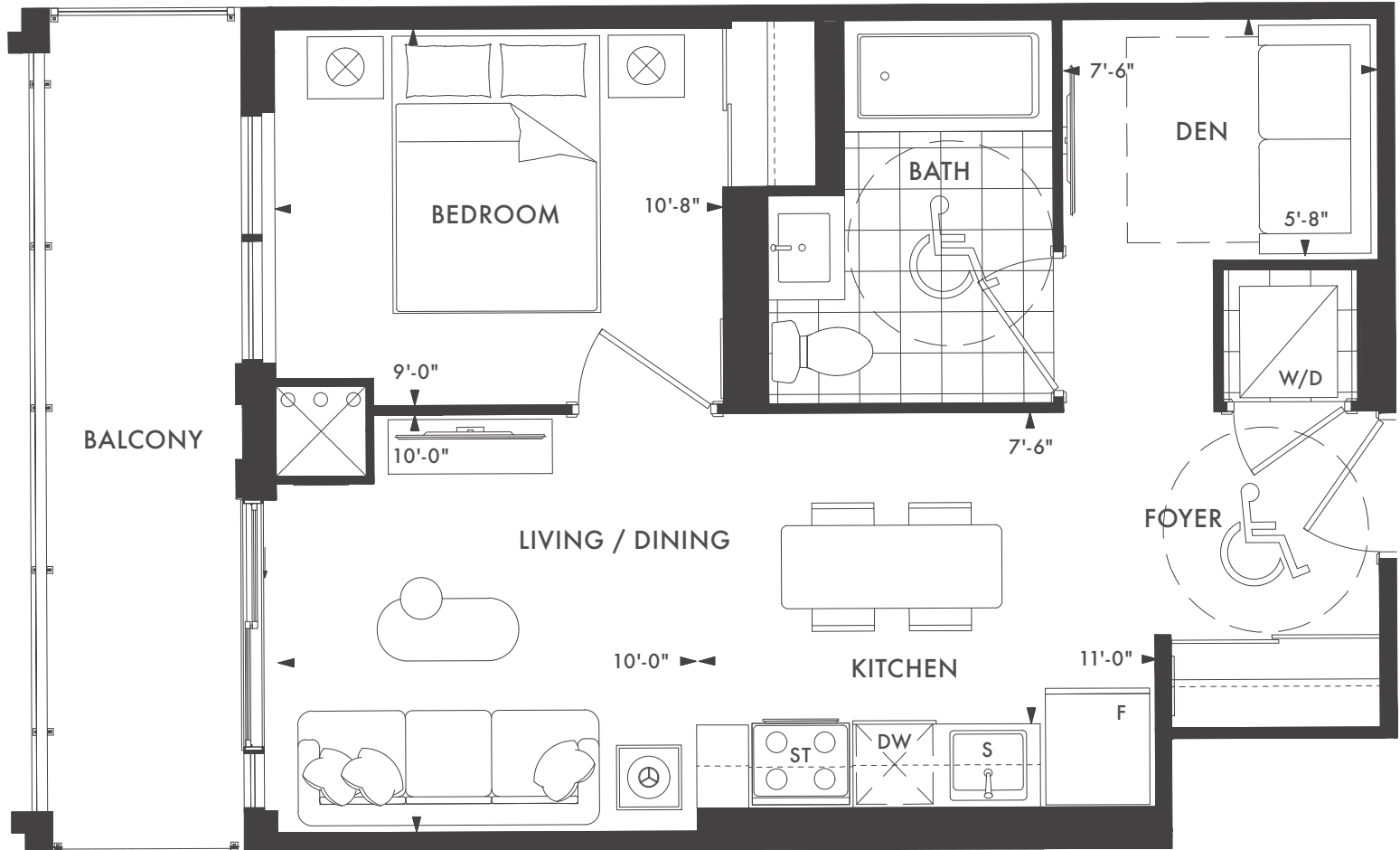
CHESTNUT HILL DEVELOPMENTS

BUILDING COMMUNITIES SINCE 1981

suite-1C+D (B/F)

1 BEDROOM + DEN

INTERIOR 550 SQ.FT. | EXTERIOR 95 SQ.FT. | TOTAL 645 SQ.FT.



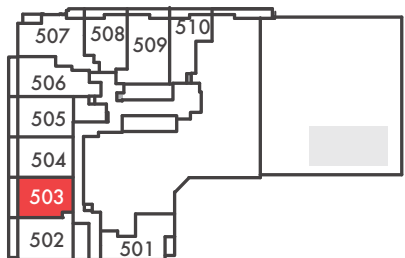
FLOOR 2



FLOOR 3



FLOOR 4



FLOOR 5



FLOOR 6

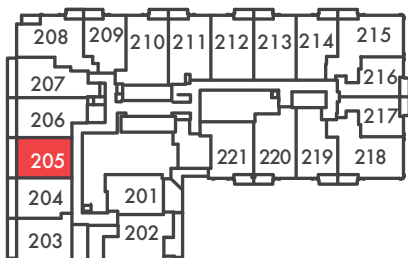
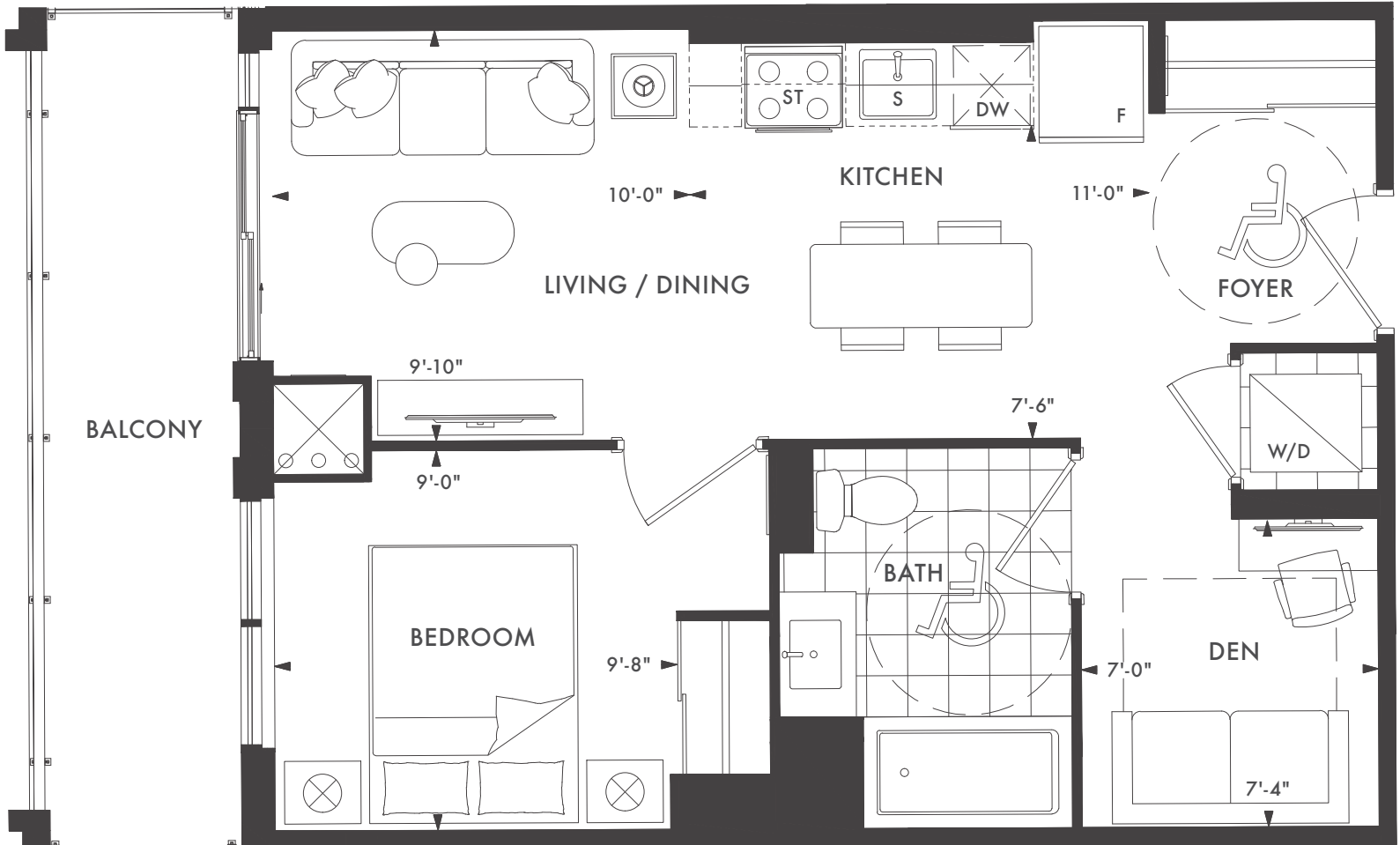
Note: All prices, figures, sizes, specifications and information, including without limitation the size, location, design and layout of windows, doors, walls, fixtures, closets, structures, appliances (if any), and the balcony are subject to change without notice to the Purchaser in order to comply with site conditions, municipal or governmental, structural, or architectural requirements, or for any reason at the discretion of the Vendor. Units on lower floors may have less floor space due to thicker structural members, mechanical rooms, etc. while units on higher floors may have more floor space. Bulkheads may not be shown on this plan and may be located in areas of the Unit as required for venting and mechanical systems. All areas and stated dimensions are approximate. Actual usable floor space, living area and square footage may vary from stated floor area. All illustrations are artist's concept only. Furniture is depicted for illustration purposes only & are not included. The unit shown may be the reverse of the unit purchased. The exact location of any balcony (if applicable) in relation to the unit layout may differ from that shown. E. & O.E.



suite-1D+D (B/F)

1 BEDROOM + DEN

INTERIOR 564 SQ.FT. | EXTERIOR 95 SQ.FT. | TOTAL 659 SQ.FT.



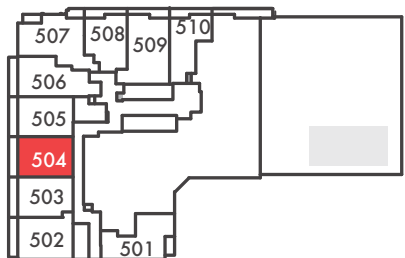
FLOOR 2



FLOOR 3



FLOOR 4



FLOOR 5



FLOOR 6

Note: All prices, figures, sizes, specifications and information, including without limitation the size, location, design and layout of windows, doors, walls, fixtures, closets, structures, appliances (if any), and the balcony are subject to change without notice to the Purchaser in order to comply with site conditions, municipal or governmental, structural, or architectural requirements, or for any reason at the discretion of the Vendor. Units on lower floors may have less floor space due to thicker structural members, mechanical rooms, etc. while units on higher floors may have more floor space. Bulkheads may not be shown on this plan and may be located in areas of the Unit as required for venting and mechanical systems. All areas and stated dimensions are approximate. Actual usable floor space, living area and square footage may vary from stated floor area. All illustrations are artist's concept only. Furniture is depicted for illustration purposes only & are not included. The unit shown may be the reverse of the unit purchased. The exact location of any balcony (if applicable) in relation to the unit layout may differ from that shown. E. & O.E.



suite-1E+D (B/F)

the Wilde

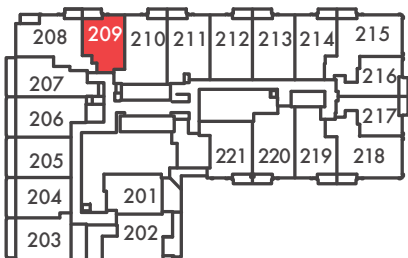
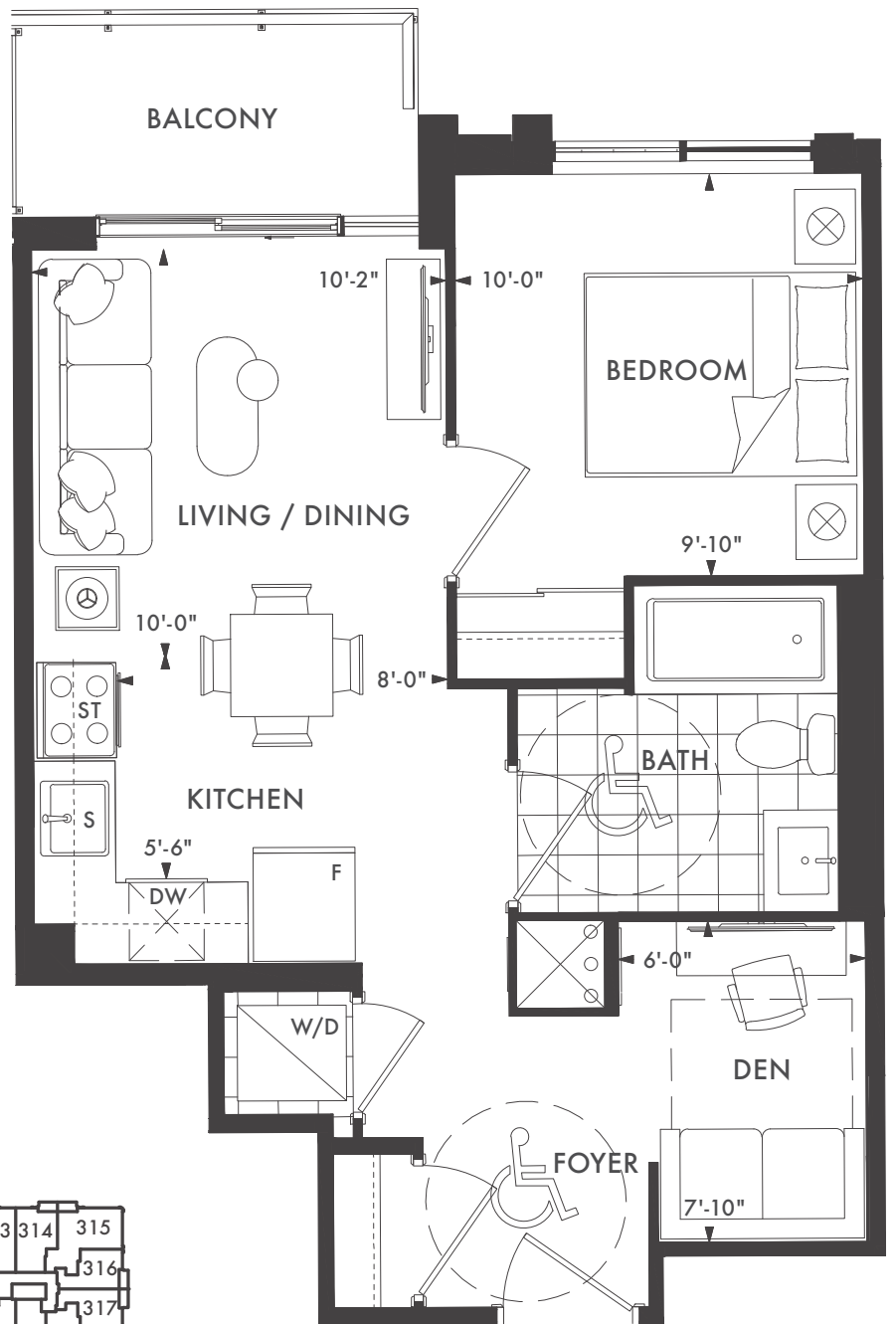
CONDOMINIUMS

1 BEDROOM + DEN

INTERIOR 545 SQ.FT. | EXTERIOR 46 SQ.FT. | TOTAL 591 SQ.FT.



BALCONY AT FLOORS 5 & 6
EXTERIOR 80 SQ.FT.
TOTAL 625 SQ.FT.



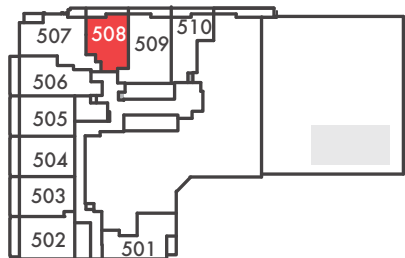
FLOOR 2



FLOOR 3



FLOOR 4



FLOOR 5



FLOOR 6

Note: All prices, figures, sizes, specifications and information, including without limitation the size, location, design and layout of windows, doors, walls, fixtures, closets, structures, appliances (if any), and the balcony are subject to change without notice to the Purchaser in order to comply with site conditions, municipal or governmental, structural, or architectural requirements, or for any reason at the discretion of the Vendor. Units on lower floors may have less floor space due to thicker structural members, mechanical rooms, etc. while units on higher floors may have more floor space. Bulkheads may not be shown on this plan and may be located in areas of the Unit as required for venting and mechanical systems. All areas and stated dimensions are approximate. Actual usable floor space, living area and square footage may vary from stated floor area. All illustrations are artist's concept only. Furniture is depicted for illustration purposes only & are not included. The unit shown may be the reverse of the unit purchased. The exact location of any balcony (if applicable) in relation to the unit layout may differ from that shown. E. & O.E.



CHESTNUT HILL DEVELOPMENTS

BUILDING COMMUNITIES SINCE 1981

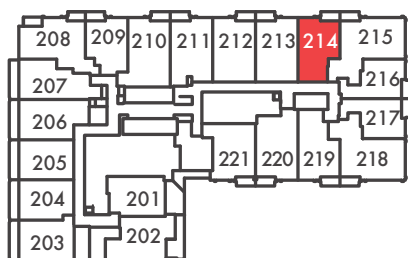
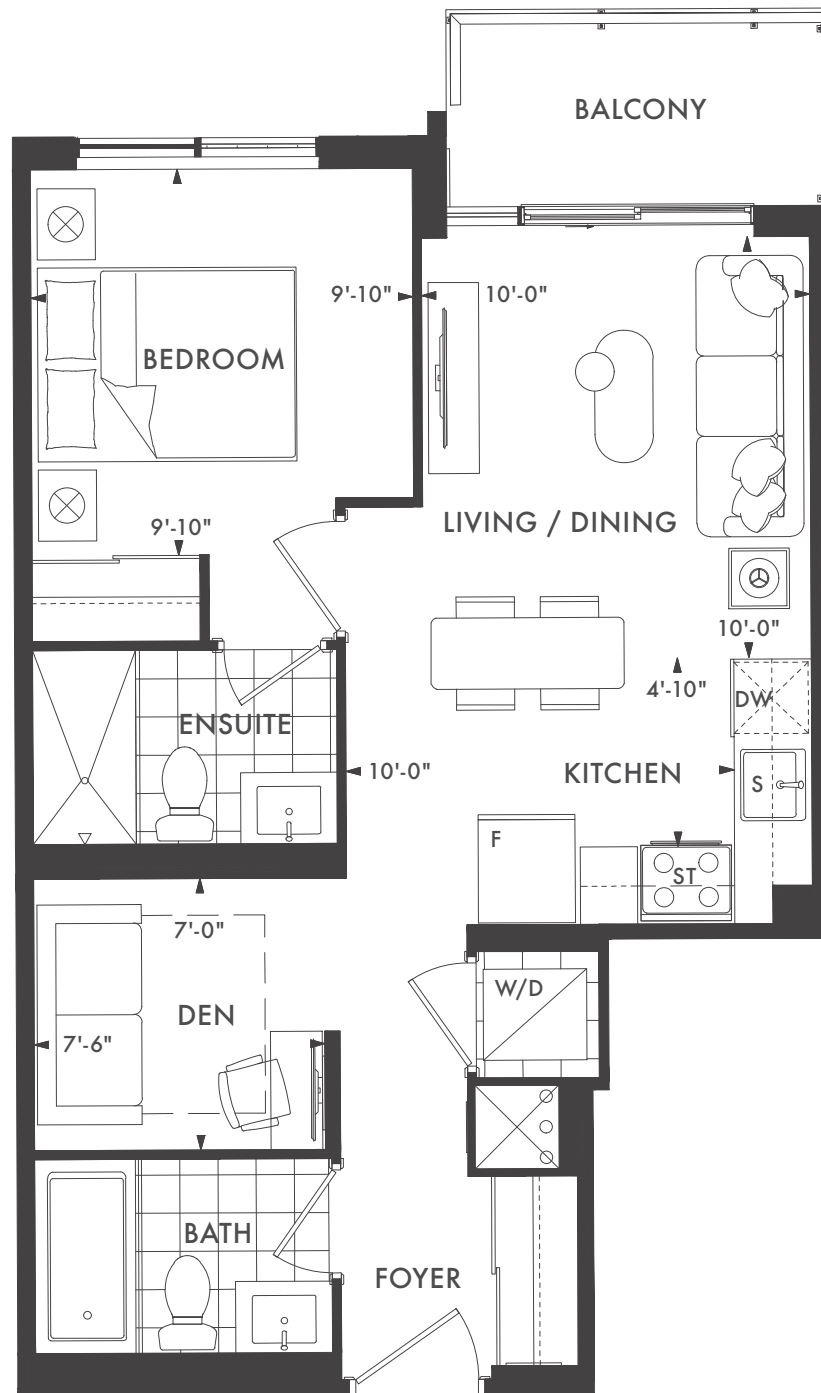
suite-1F+D

the Wilde

CONDOMINIUMS

1 BEDROOM + DEN

INTERIOR 600 SQ.FT. | EXTERIOR 45 SQ.FT. | TOTAL 645 SQ.FT.



FLOOR 2



FLOOR 3



FLOOR 4

Note: All prices, figures, sizes, specifications and information, including without limitation the size, location, design and layout of windows, doors, walls, fixtures, closets, structures, appliances (if any), and the balcony are subject to change without notice to the Purchaser in order to comply with site conditions, municipal or governmental, structural, or architectural requirements, or for any reason at the discretion of the Vendor. Units on lower floors may have less floor space due to thicker structural members, mechanical rooms, etc. while units on higher floors may have more floor space. Bulkheads may not be shown on this plan and may be located in areas of the Unit as required for venting and mechanical systems. All areas and stated dimensions are approximate. Actual usable floor space, living area and square footage may vary from stated floor area. All illustrations are artist's concept only. Furniture is depicted for illustration purposes only & are not included. The unit shown may be the reverse of the unit purchased. The exact location of any balcony (if applicable) in relation to the unit layout may differ from that shown. E. & O.E.



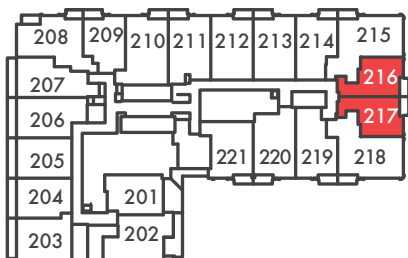
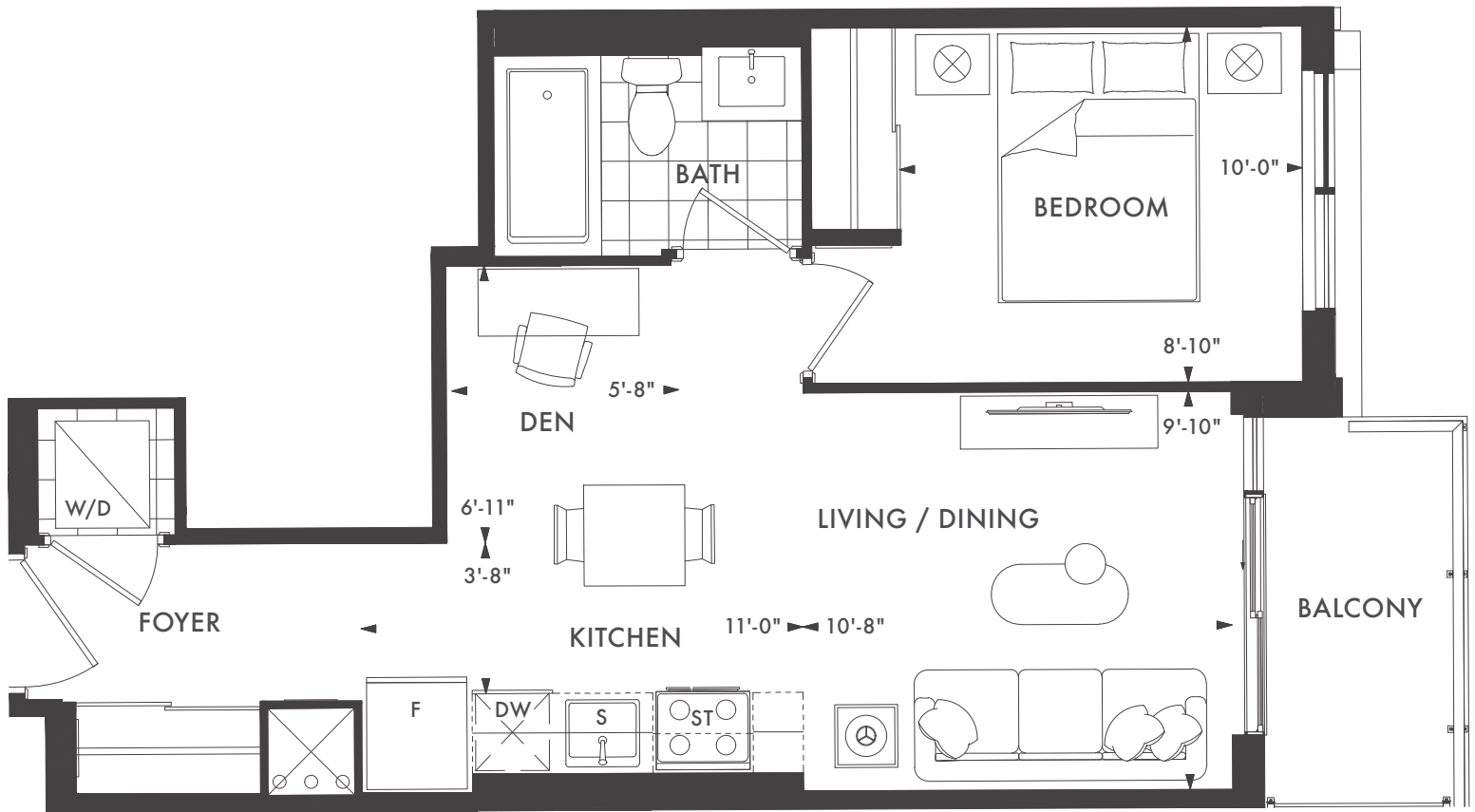
CHESTNUT HILL DEVELOPMENTS

BUILDING COMMUNITIES SINCE 1981

suite-1G+D

1 BEDROOM + DEN

INTERIOR 518 SQ.FT. | EXTERIOR 45 SQ.FT. | TOTAL 563 SQ.FT.



FLOOR 2



FLOOR 3

Note: All prices, figures, sizes, specifications and information, including without limitation the size, location, design and layout of windows, doors, walls, fixtures, closets, structures, appliances (if any), and the balcony are subject to change without notice to the Purchaser in order to comply with site conditions, municipal or governmental, structural, or architectural requirements, or for any reason at the discretion of the Vendor. Units on lower floors may have less floor space due to thicker structural members, mechanical rooms, etc. while units on higher floors may have more floor space. Bulkheads may not be shown on this plan and may be located in areas of the Unit as required for venting and mechanical systems. All areas and stated dimensions are approximate. Actual usable floor space, living area and square footage may vary from stated floor area. All illustrations are artist's concept only. Furniture is depicted for illustration purposes only & are not included. The unit shown may be the reverse of the unit purchased. The exact location of any balcony (if applicable) in relation to the unit layout may differ from that shown. E. & O.E.



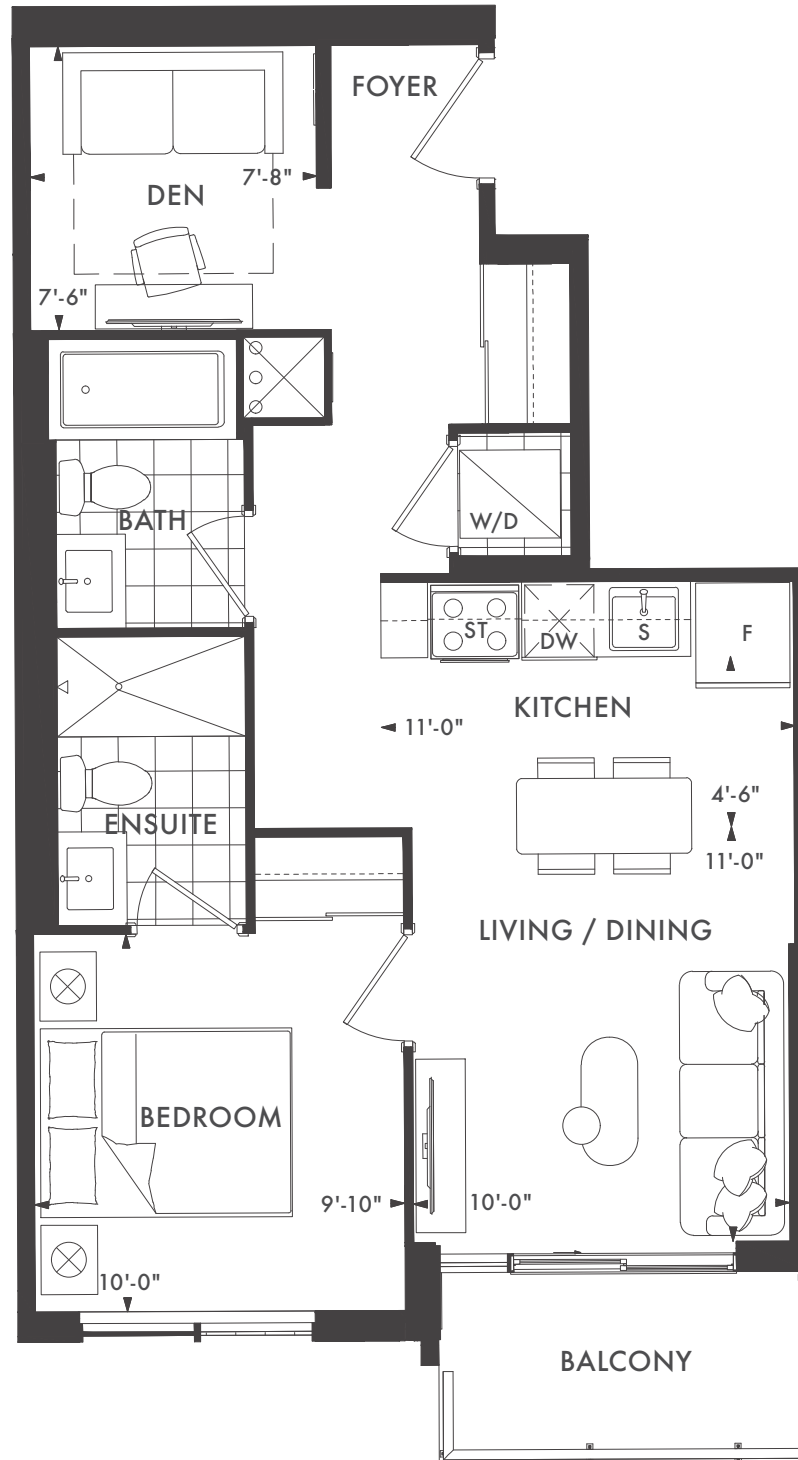
suite-1H+D

the Wilde

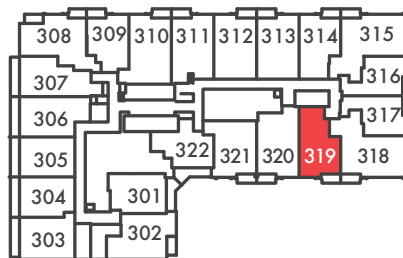
CONDOMINIUMS

1 BEDROOM + DEN

INTERIOR 634 SQ.FT. | EXTERIOR 45 SQ.FT. | TOTAL 679 SQ.FT.



FLOOR 2



FLOOR 3

Note: All prices, figures, sizes, specifications and information, including without limitation the size, location, design and layout of windows, doors, walls, fixtures, closets, structures, appliances (if any), and the balcony are subject to change without notice to the Purchaser in order to comply with site conditions, municipal or governmental, structural, or architectural requirements, or for any reason at the discretion of the Vendor. Units on lower floors may have less floor space due to thicker structural members, mechanical rooms, etc. while units on higher floors may have more floor space. Bulkheads may not be shown on this plan and may be located in areas of the Unit as required for venting and mechanical systems. All areas and stated dimensions are approximate. Actual usable floor space, living area and square footage may vary from stated floor area. All illustrations are artist's concept only. Furniture is depicted for illustration purposes only & are not included. The unit shown may be the reverse of the unit purchased. The exact location of any balcony (if applicable) in relation to the unit layout may differ from that shown. E. & O.E.



CHESTNUT HILL DEVELOPMENTS

BUILDING COMMUNITIES SINCE 1981

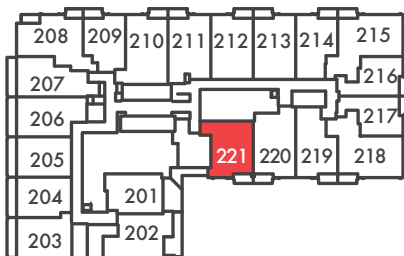
suite-1J+D

the Wilde

CONDOMINIUMS

1 BEDROOM + DEN

INTERIOR 640 SQ.FT. | EXTERIOR 46 SQ.FT. | TOTAL 686 SQ.FT.



FLOOR 2



FLOOR 3



FLOOR 4

Note: All prices, figures, sizes, specifications and information, including without limitation the size, location, design and layout of windows, doors, walls, fixtures, closets, structures, appliances (if any), and the balcony are subject to change without notice to the Purchaser in order to comply with site conditions, municipal or governmental, structural, or architectural requirements, or for any reason at the discretion of the Vendor. Units on lower floors may have less floor space due to thicker structural members, mechanical rooms, etc. while units on higher floors may have more floor space. Bulkheads may not be shown on this plan and may be located in areas of the Unit as required for venting and mechanical systems. All areas and stated dimensions are approximate. Actual usable floor space, living area and square footage may vary from stated floor area. All illustrations are artist's concept only. Furniture is depicted for illustration purposes only & are not included. The unit shown may be the reverse of the unit purchased. The exact location of any balcony (if applicable) in relation to the unit layout may differ from that shown. E. & O.E.



CHESTNUT HILL DEVELOPMENTS

BUILDING COMMUNITIES SINCE 1981

suite-1K+D

the Wilde

CONDOMINIUMS

1 BEDROOM + DEN

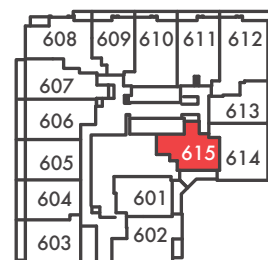
INTERIOR 547 SQ.FT. | EXTERIOR 105 SQ.FT. | TOTAL 652 SQ.FT.



FLOOR 3



FLOOR 4



FLOOR 6

Note: All prices, figures, sizes, specifications and information, including without limitation the size, location, design and layout of windows, doors, walls, fixtures, closets, structures, appliances (if any), and the balcony are subject to change without notice to the Purchaser in order to comply with site conditions, municipal or governmental, structural, or architectural requirements, or for any reason at the discretion of the Vendor. Units on lower floors may have less floor space due to thicker structural members, mechanical rooms, etc. while units on higher floors may have more floor space. Bulkheads may not be shown on this plan and may be located in areas of the Unit as required for venting and mechanical systems. All areas and stated dimensions are approximate. Actual usable floor space, living area and square footage may vary from stated floor area. All illustrations are artist's concept only. Furniture is depicted for illustration purposes only & are not included. The unit shown may be the reverse of the unit purchased. The exact location of any balcony (if applicable) in relation to the unit layout may differ from that shown. E. & O.E.



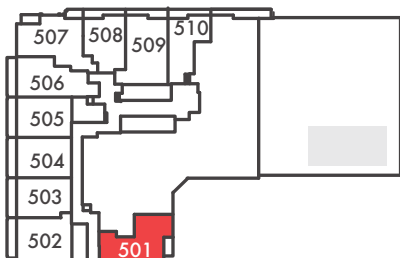
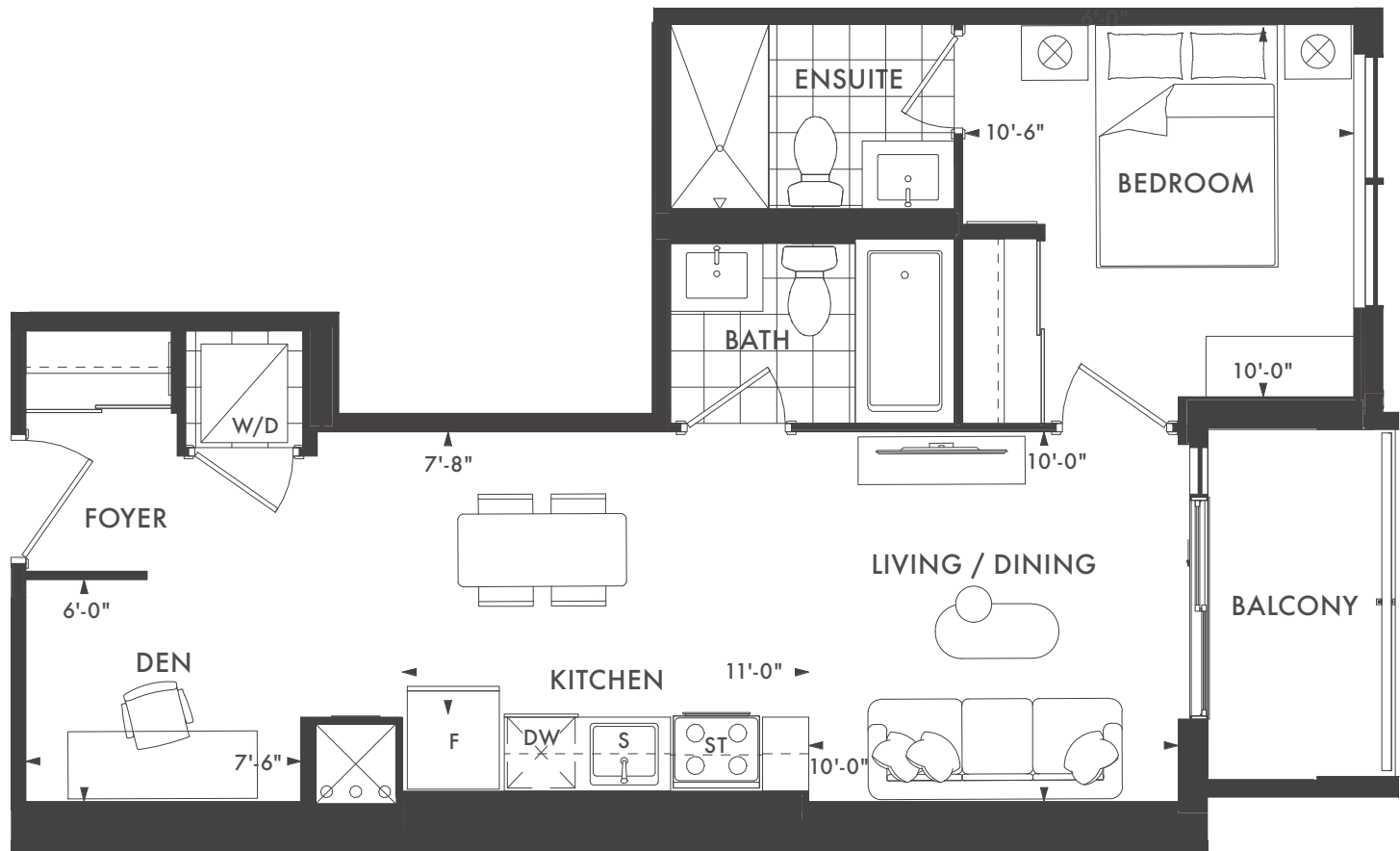
CHESTNUT HILL DEVELOPMENTS

BUILDING COMMUNITIES SINCE 1981

suite-1L+D

1 BEDROOM + DEN

INTERIOR 628 SQ.FT. | EXTERIOR 44 SQ.FT. | TOTAL 672 SQ.FT.



FLOOR 5

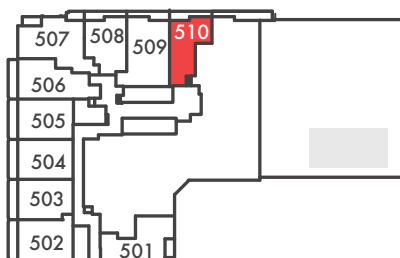
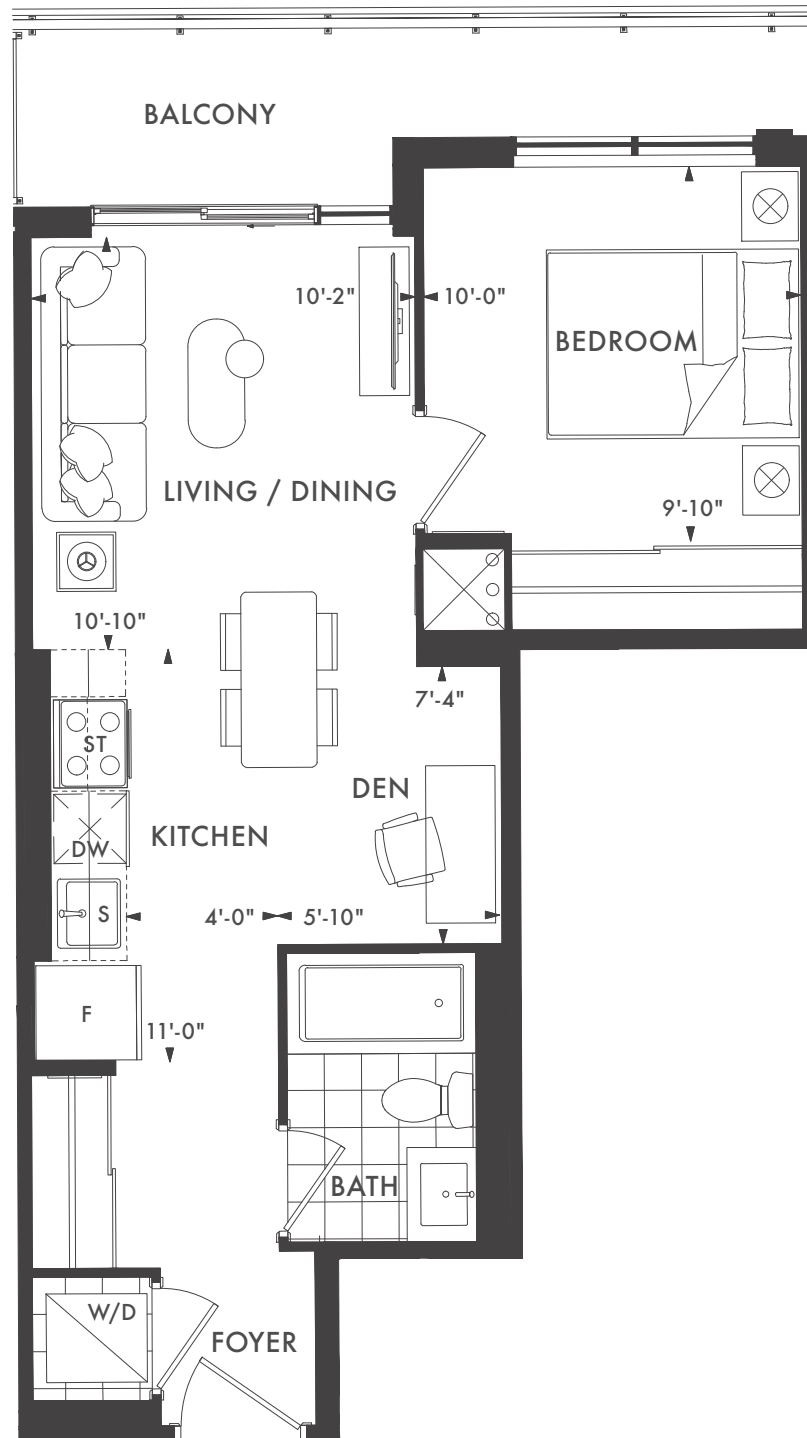
Note: All prices, figures, sizes, specifications and information, including without limitation the size, location, design and layout of windows, doors, walls, fixtures, closets, structures, appliances (if any), and the balcony are subject to change without notice to the Purchaser in order to comply with site conditions, municipal or governmental, structural, or architectural requirements, or for any reason at the discretion of the Vendor. Units on lower floors may have less floor space due to thicker structural members, mechanical rooms, etc. while units on higher floors may have more floor space. Bulkheads may not be shown on this plan and may be located in areas of the Unit as required for venting and mechanical systems. All areas and stated dimensions are approximate. Actual usable floor space, living area and square footage may vary from stated floor area. All illustrations are artist's concept only. Furniture is depicted for illustration purposes only & are not included. The unit shown may be the reverse of the unit purchased. The exact location of any balcony (if applicable) in relation to the unit layout may differ from that shown. E. & O.E.



suite-1M+D

1 BEDROOM + DEN

INTERIOR 527 SQ.FT. | EXTERIOR 80 SQ.FT. | TOTAL 607 SQ.FT.



FLOOR 5

Note: All prices, figures, sizes, specifications and information, including without limitation the size, location, design and layout of windows, doors, walls, fixtures, closets, structures, appliances (if any), and the balcony are subject to change without notice to the Purchaser in order to comply with site conditions, municipal or governmental, structural, or architectural requirements, or for any reason at the discretion of the Vendor. Units on lower floors may have less floor space due to thicker structural members, mechanical rooms, etc. while units on higher floors may have more floor space. Bulkheads may not be shown on this plan and may be located in areas of the Unit as required for venting and mechanical systems. All areas and stated dimensions are approximate. Actual usable floor space, living area and square footage may vary from stated floor area. All illustrations are artist's concept only. Furniture is depicted for illustration purposes only & are not included. The unit shown may be the reverse of the unit purchased. The exact location of any balcony (if applicable) in relation to the unit layout may differ from that shown. E. & O.E.



CHESTNUT HILL DEVELOPMENTS

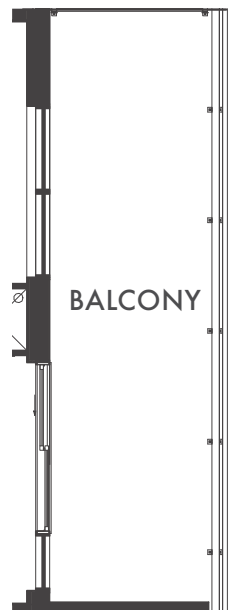
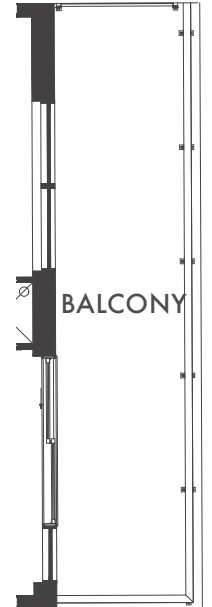
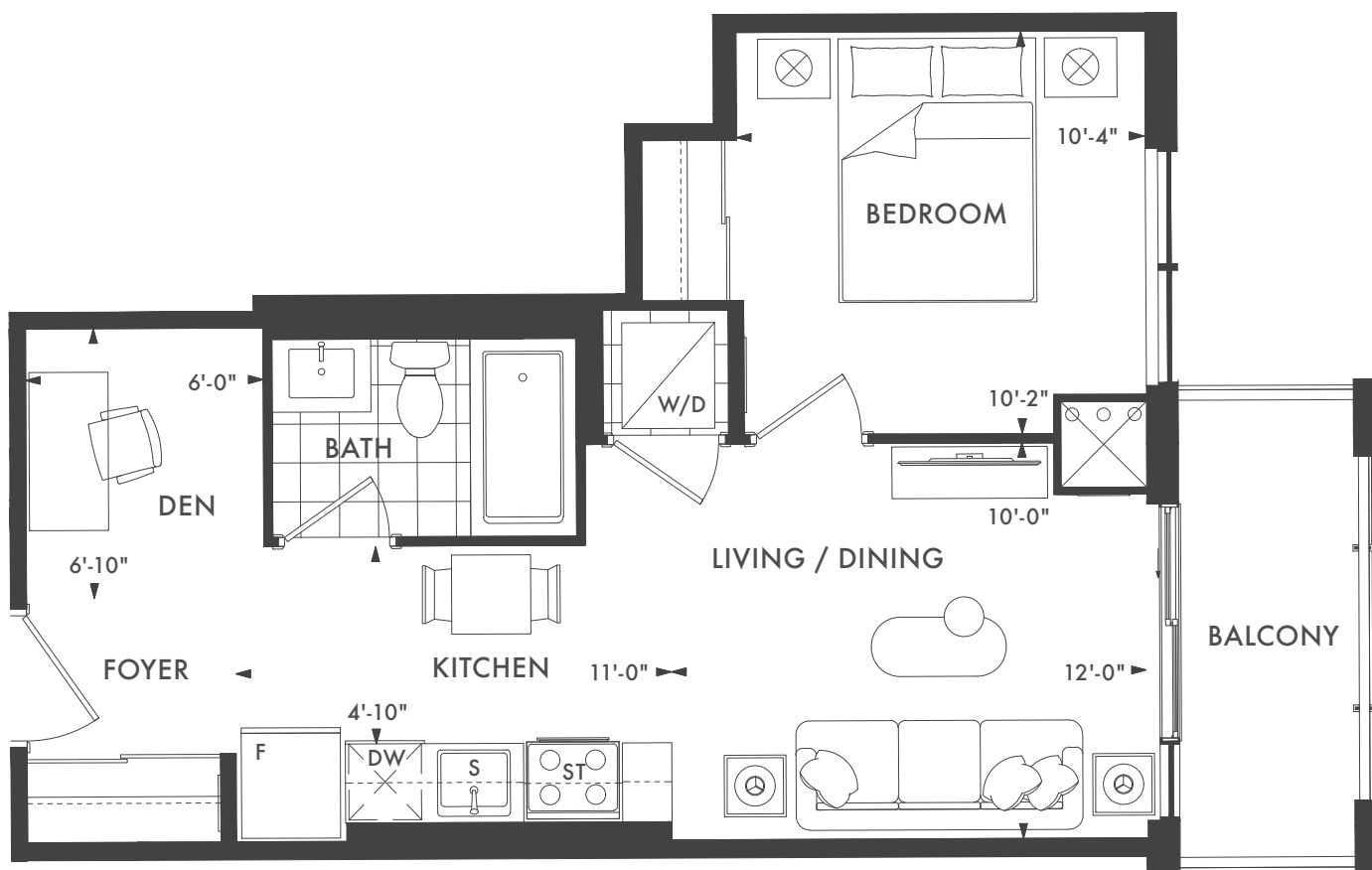
BUILDING COMMUNITIES SINCE 1981

suite-IN+D

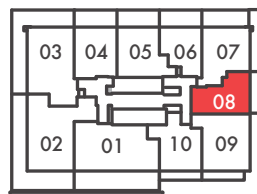
1 BEDROOM + DEN

INTERIOR 515 SQ.FT. | EXTERIOR 53 SQ.FT. | TOTAL 568 SQ.FT.

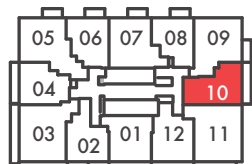
BALCONY AT FLOORS 7, 8, 12, 16, 20, 24 & 28
EXTERIOR 95 SQ.FT.
TOTAL 610 SQ.FT.



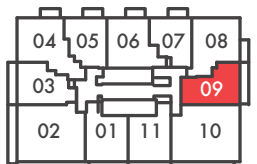
FLOOR 6



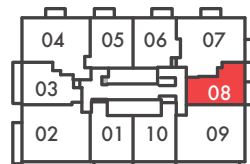
FLOOR 7



FLOORS 8-23



FLOOR 24



FLOORS 25-30

BALCONY AT FLOOR 6
EXTERIOR 119 SQ.FT.
TOTAL 634 SQ.FT.

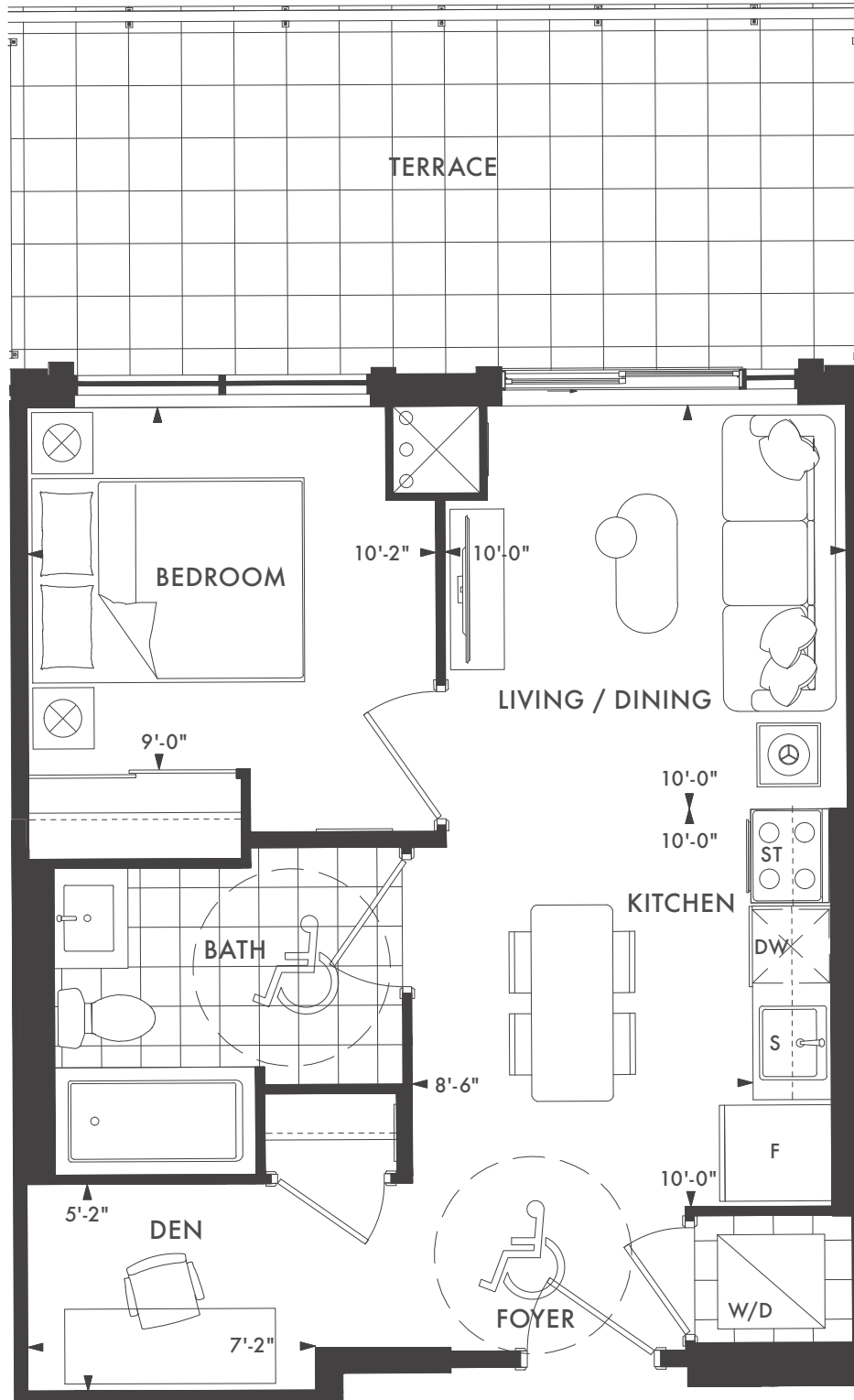
Note: All prices, figures, sizes, specifications and information, including without limitation the size, location, design and layout of windows, doors, walls, fixtures, closets, structures, appliances (if any), and the balcony are subject to change without notice to the Purchaser in order to comply with site conditions, municipal or governmental, structural, or architectural requirements, or for any reason at the discretion of the Vendor. Units on lower floors may have less floor space due to thicker structural members, mechanical rooms, etc. while units on higher floors may have more floor space. Bulkheads may not be shown on this plan and may be located in areas of the Unit as required for venting and mechanical systems. All areas and stated dimensions are approximate. Actual usable floor space, living area and square footage may vary from stated floor area. All illustrations are artist's concept only. Furniture is depicted for illustration purposes only & are not included. The unit shown may be the reverse of the unit purchased. The exact location of any balcony (if applicable) in relation to the unit layout may differ from that shown. E. & O.E.



suite-1P+D (B/F)

1 BEDROOM + DEN

INTERIOR 546 SQ.FT. | EXTERIOR 182 SQ.FT. | TOTAL 728 SQ.FT.



FLOOR 7

Note: All prices, figures, sizes, specifications and information, including without limitation the size, location, design and layout of windows, doors, walls, fixtures, closets, structures, appliances (if any), and the balcony are subject to change without notice to the Purchaser in order to comply with site conditions, municipal or governmental, structural, or architectural requirements, or for any reason at the discretion of the Vendor. Units on lower floors may have less floor space due to thicker structural members, mechanical rooms, etc. while units on higher floors may have more floor space. Bulkheads may not be shown on this plan and may be located in areas of the Unit as required for venting and mechanical systems. All areas and stated dimensions are approximate. Actual usable floor space, living area and square footage may vary from stated floor area. All illustrations are artist's concept only. Furniture is depicted for illustration purposes only & are not included. The unit shown may be the reverse of the unit purchased. The exact location of any balcony (if applicable) in relation to the unit layout may differ from that shown. E. & O.E.



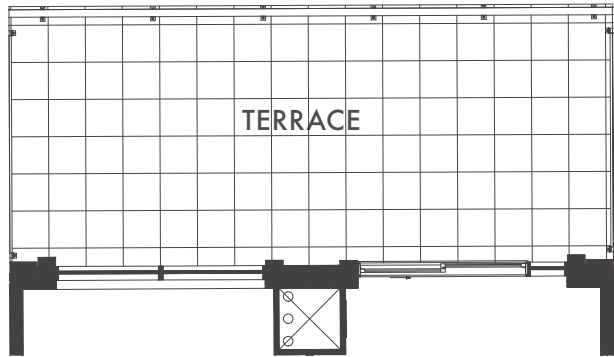
CHESTNUT HILL
DEVELOPMENTS

BUILDING COMMUNITIES SINCE 1981

suite-1Q+D

1 BEDROOM + DEN

INTERIOR 615 SQ.FT. | EXTERIOR 45 SQ.FT. | TOTAL 660 SQ.FT.



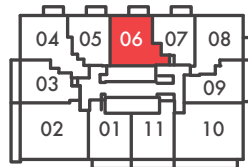
TERRACE AT FLOOR 7
EXTERIOR 182 SQ.FT.
TOTAL 797 SQ.FT.



FLOOR 7



FLOORS 8-23



FLOOR 24

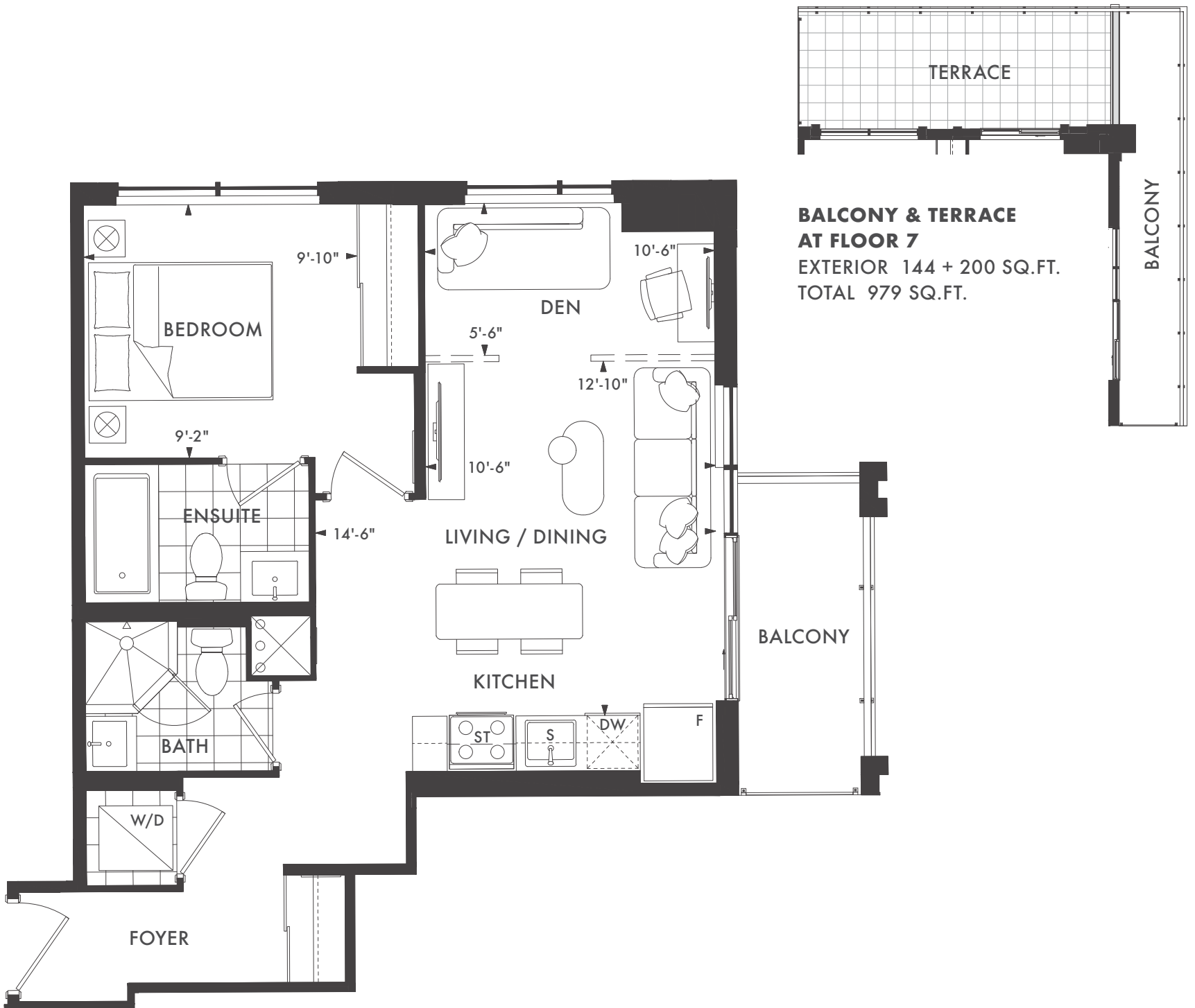
Note: All prices, figures, sizes, specifications and information, including without limitation the size, location, design and layout of windows, doors, walls, fixtures, closets, structures, appliances (if any), and the balcony are subject to change without notice to the Purchaser in order to comply with site conditions, municipal or governmental, structural, or architectural requirements, or for any reason at the discretion of the Vendor. Units on lower floors may have less floor space due to thicker structural members, mechanical rooms, etc. while units on higher floors may have more floor space. Bulkheads may not be shown on this plan and may be located in areas of the Unit as required for venting and mechanical systems. All areas and stated dimensions are approximate. Actual usable floor space, living area and square footage may vary from stated floor area. All illustrations are artist's concept only. Furniture is depicted for illustration purposes only & are not included. The unit shown may be the reverse of the unit purchased. The exact location of any balcony (if applicable) in relation to the unit layout may differ from that shown. E. & O.E.



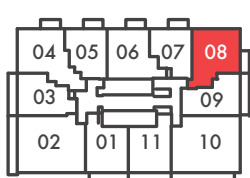
suite-1R+D

1 BEDROOM + DEN

INTERIOR 635 SQ.FT. | EXTERIOR 51 SQ.FT. | TOTAL 660 SQ.FT.



FLOOR 7



FLOORS 8-23



FLOOR 24

Note: All prices, figures, sizes, specifications and information, including without limitation the size, location, design and layout of windows, doors, walls, fixtures, closets, structures, appliances (if any), and the balcony are subject to change without notice to the Purchaser in order to comply with site conditions, municipal or governmental, structural, or architectural requirements, or for any reason at the discretion of the Vendor. Units on lower floors may have less floor space due to thicker structural members, mechanical rooms, etc. while units on higher floors may have more floor space. Bulkheads may not be shown on this plan and may be located in areas of the Unit as required for venting and mechanical systems. All areas and stated dimensions are approximate. Actual usable floor space, living area and square footage may vary from stated floor area. All illustrations are artist's concept only. Furniture is depicted for illustration purposes only & are not included. The unit shown may be the reverse of the unit purchased. The exact location of any balcony (if applicable) in relation to the unit layout may differ from that shown. E. & O.E.



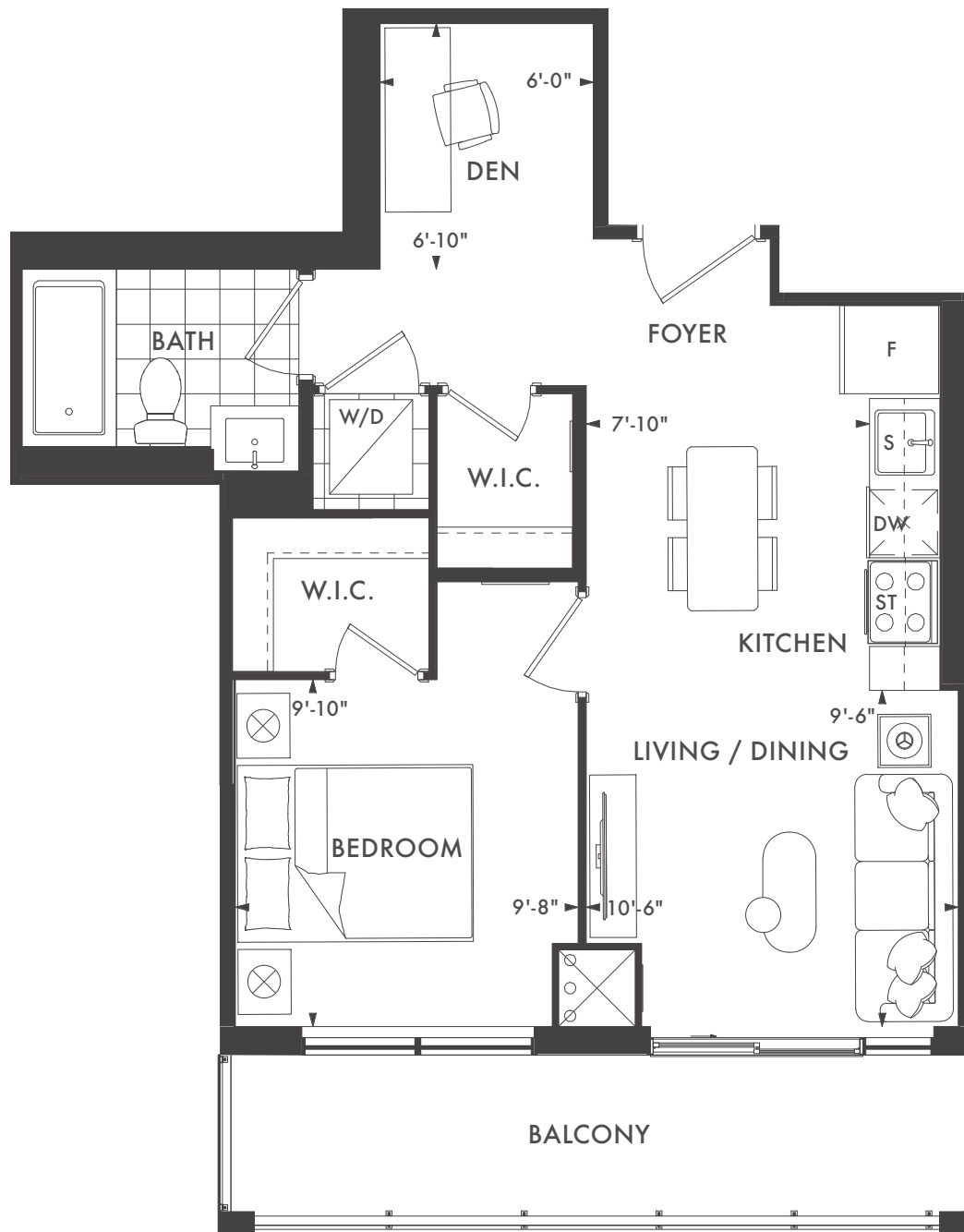
suite-1S+D

the Wilde

CONDOMINIUMS

1 BEDROOM + DEN

INTERIOR 583 SQ.FT. | EXTERIOR 94 SQ.FT. | TOTAL 677 SQ.FT.



FLOOR 7

Note: All prices, figures, sizes, specifications and information, including without limitation the size, location, design and layout of windows, doors, walls, fixtures, closets, structures, appliances (if any), and the balcony are subject to change without notice to the Purchaser in order to comply with site conditions, municipal or governmental, structural, or architectural requirements, or for any reason at the discretion of the Vendor. Units on lower floors may have less floor space due to thicker structural members, mechanical rooms, etc. while units on higher floors may have more floor space. Bulkheads may not be shown on this plan and may be located in areas of the Unit as required for venting and mechanical systems. All areas and stated dimensions are approximate. Actual usable floor space, living area and square footage may vary from stated floor area. All illustrations are artist's concept only. Furniture is depicted for illustration purposes only & are not included. The unit shown may be the reverse of the unit purchased. The exact location of any balcony (if applicable) in relation to the unit layout may differ from that shown. E. & O.E.



CHESTNUT HILL
DEVELOPMENTS

BUILDING COMMUNITIES SINCE 1981

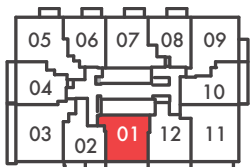
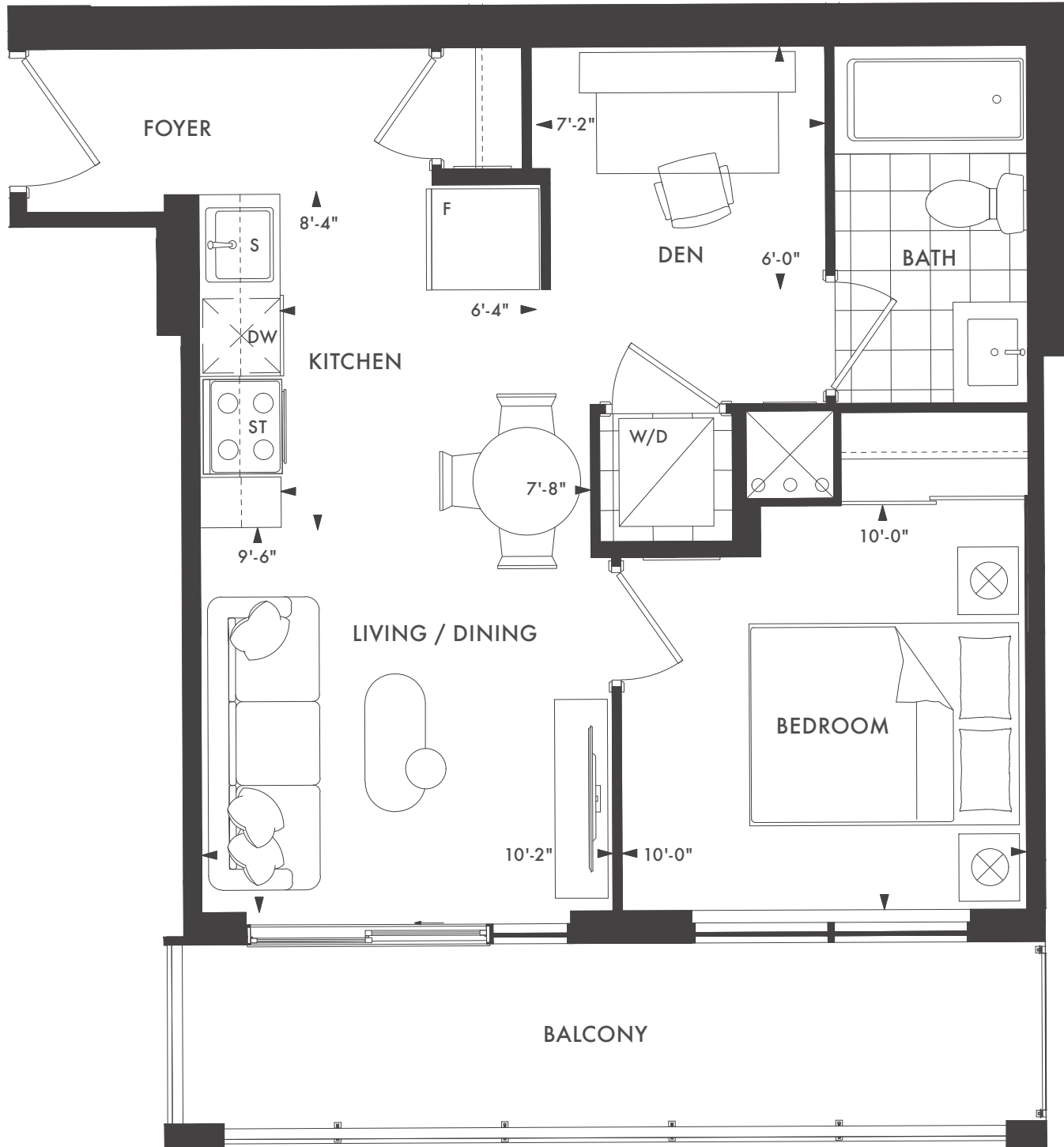
suite-111D

the Wilde

CONDOMINIUMS

1 BEDROOM + DEN

INTERIOR 530 SQ.FT. | EXTERIOR 94 SQ.FT. | TOTAL 624 SQ.FT.



FLOORS 8-23

Note: All prices, figures, sizes, specifications and information, including without limitation the size, location, design and layout of windows, doors, walls, fixtures, closets, structures, appliances (if any), and the balcony are subject to change without notice to the Purchaser in order to comply with site conditions, municipal or governmental, structural, or architectural requirements, or for any reason at the discretion of the Vendor. Units on lower floors may have less floor space due to thicker structural members, mechanical rooms, etc. while units on higher floors may have more floor space. Bulkheads may not be shown on this plan and may be located in areas of the Unit as required for venting and mechanical systems. All areas and stated dimensions are approximate. Actual usable floor space, living area and square footage may vary from stated floor area. All illustrations are artist's concept only. Furniture is depicted for illustration purposes only & are not included. The unit shown may be the reverse of the unit purchased. The exact location of any balcony (if applicable) in relation to the unit layout may differ from that shown. E. & O.E.



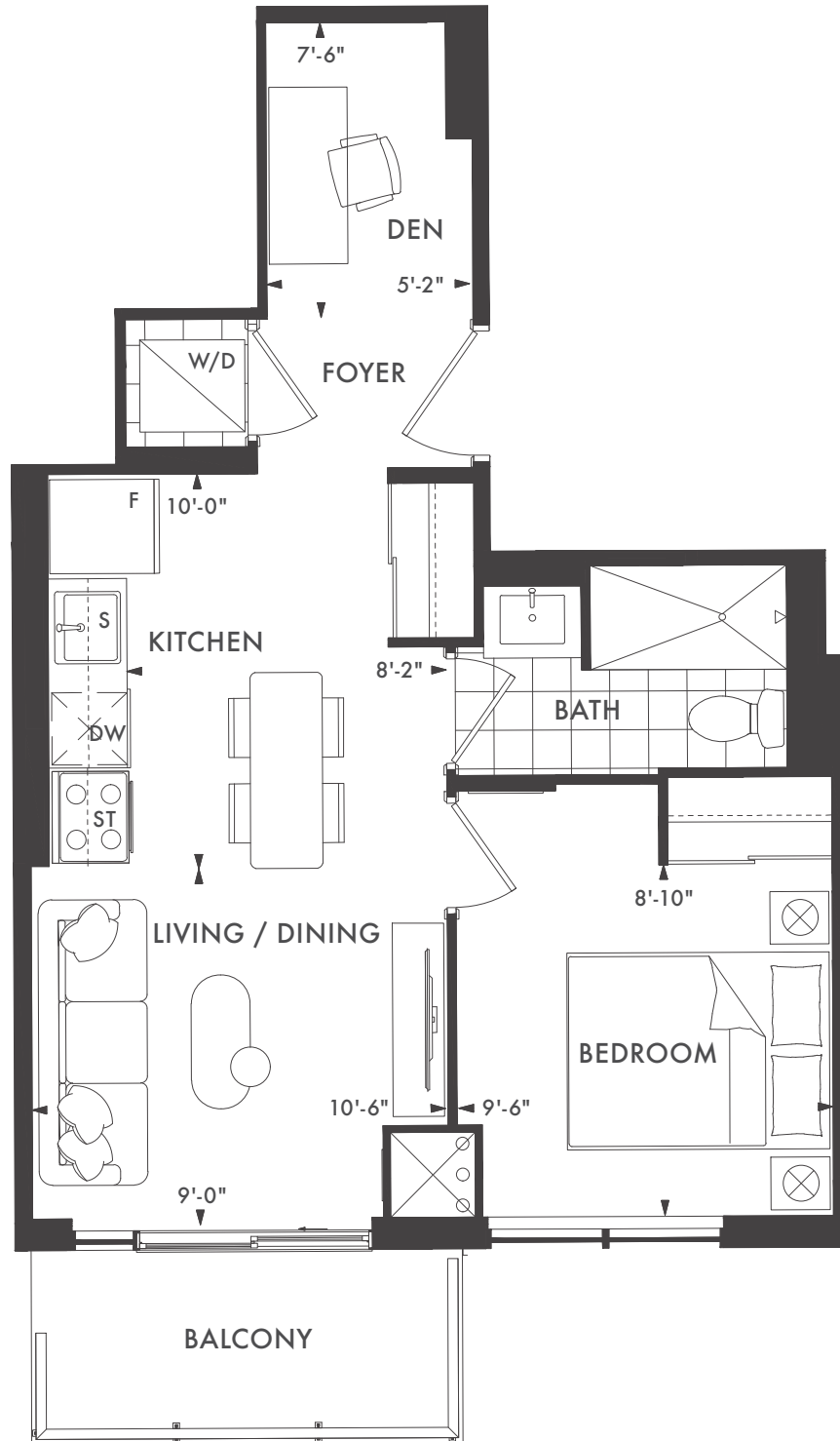
CHESTNUT HILL DEVELOPMENTS

BUILDING COMMUNITIES SINCE 1981

suite-1U+D

1 BEDROOM + DEN

INTERIOR 493 SQ.FT. | EXTERIOR 47 SQ.FT. | TOTAL 540 SQ.FT.



FLOORS 8-23

Note: All prices, figures, sizes, specifications and information, including without limitation the size, location, design and layout of windows, doors, walls, fixtures, closets, structures, appliances (if any), and the balcony are subject to change without notice to the Purchaser in order to comply with site conditions, municipal or governmental, structural, or architectural requirements, or for any reason at the discretion of the Vendor. Units on lower floors may have less floor space due to thicker structural members, mechanical rooms, etc. while units on higher floors may have more floor space. Bulkheads may not be shown on this plan and may be located in areas of the Unit as required for venting and mechanical systems. All areas and stated dimensions are approximate. Actual usable floor space, living area and square footage may vary from stated floor area. All illustrations are artist's concept only. Furniture is depicted for illustration purposes only & are not included. The unit shown may be the reverse of the unit purchased. The exact location of any balcony (if applicable) in relation to the unit layout may differ from that shown. E. & O.E.



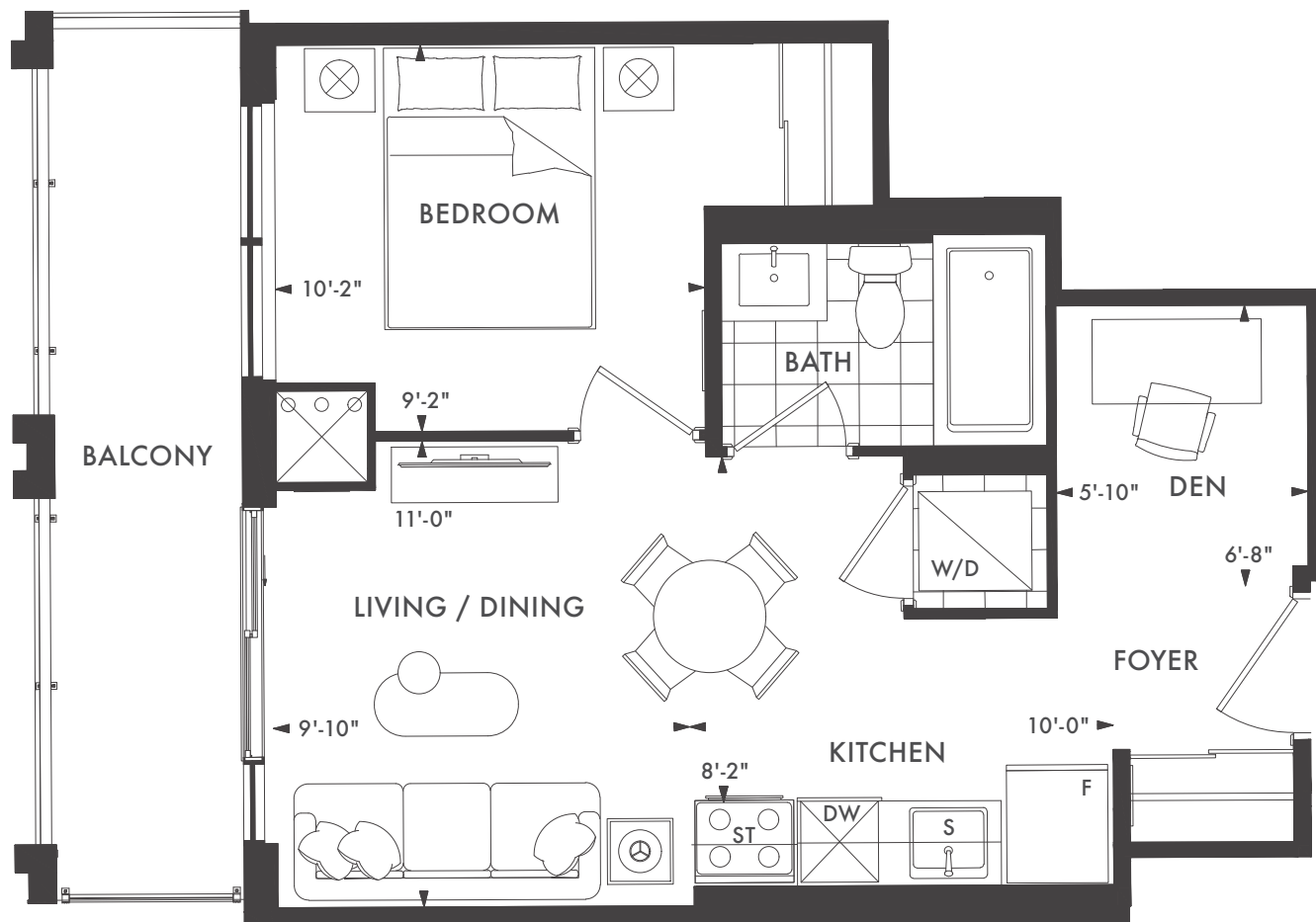
CHESTNUT HILL DEVELOPMENTS

BUILDING COMMUNITIES SINCE 1981

suite-IV+D

1 BEDROOM + DEN

INTERIOR 486 SQ.FT. | EXTERIOR 91 SQ.FT. | TOTAL 577 SQ.FT.



FLOORS 8-23

Note: All prices, figures, sizes, specifications and information, including without limitation the size, location, design and layout of windows, doors, walls, fixtures, closets, structures, appliances (if any), and the balcony are subject to change without notice to the Purchaser in order to comply with site conditions, municipal or governmental, structural, or architectural requirements, or for any reason at the discretion of the Vendor. Units on lower floors may have less floor space due to thicker structural members, mechanical rooms, etc. while units on higher floors may have more floor space. Bulkheads may not be shown on this plan and may be located in areas of the Unit as required for venting and mechanical systems. All areas and stated dimensions are approximate. Actual usable floor space, living area and square footage may vary from stated floor area. All illustrations are artist's concept only. Furniture is depicted for illustration purposes only & are not included. The unit shown may be the reverse of the unit purchased. The exact location of any balcony (if applicable) in relation to the unit layout may differ from that shown. E. & O.E.



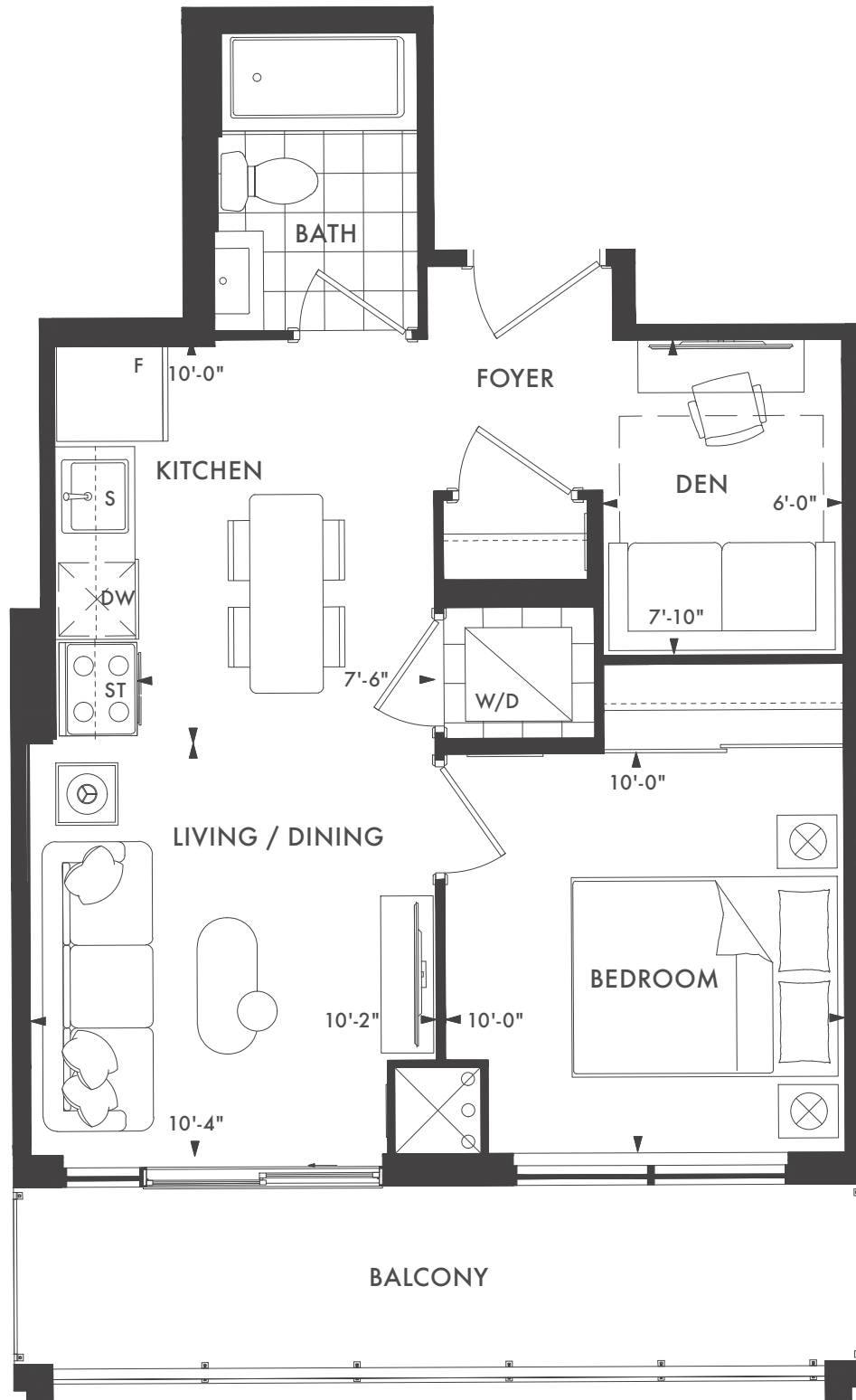
CHESTNUT HILL
DEVELOPMENTS

BUILDING COMMUNITIES SINCE 1981

suite-1W+D

1 BEDROOM + DEN

INTERIOR 532 SQ.FT. | EXTERIOR 94 SQ.FT. | TOTAL 626 SQ.FT.



FLOORS 8-23

Note: All prices, figures, sizes, specifications and information, including without limitation the size, location, design and layout of windows, doors, walls, fixtures, closets, structures, appliances (if any), and the balcony are subject to change without notice to the Purchaser in order to comply with site conditions, municipal or governmental, structural, or architectural requirements, or for any reason at the discretion of the Vendor. Units on lower floors may have less floor space due to thicker structural members, mechanical rooms, etc. while units on higher floors may have more floor space. Bulkheads may not be shown on this plan and may be located in areas of the Unit as required for venting and mechanical systems. All areas and stated dimensions are approximate. Actual usable floor space, living area and square footage may vary from stated floor area. All illustrations are artist's concept only. Furniture is depicted for illustration purposes only & are not included. The unit shown may be the reverse of the unit purchased. The exact location of any balcony (if applicable) in relation to the unit layout may differ from that shown. E. & O.E.



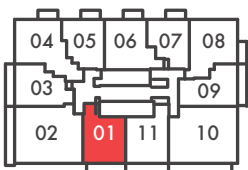
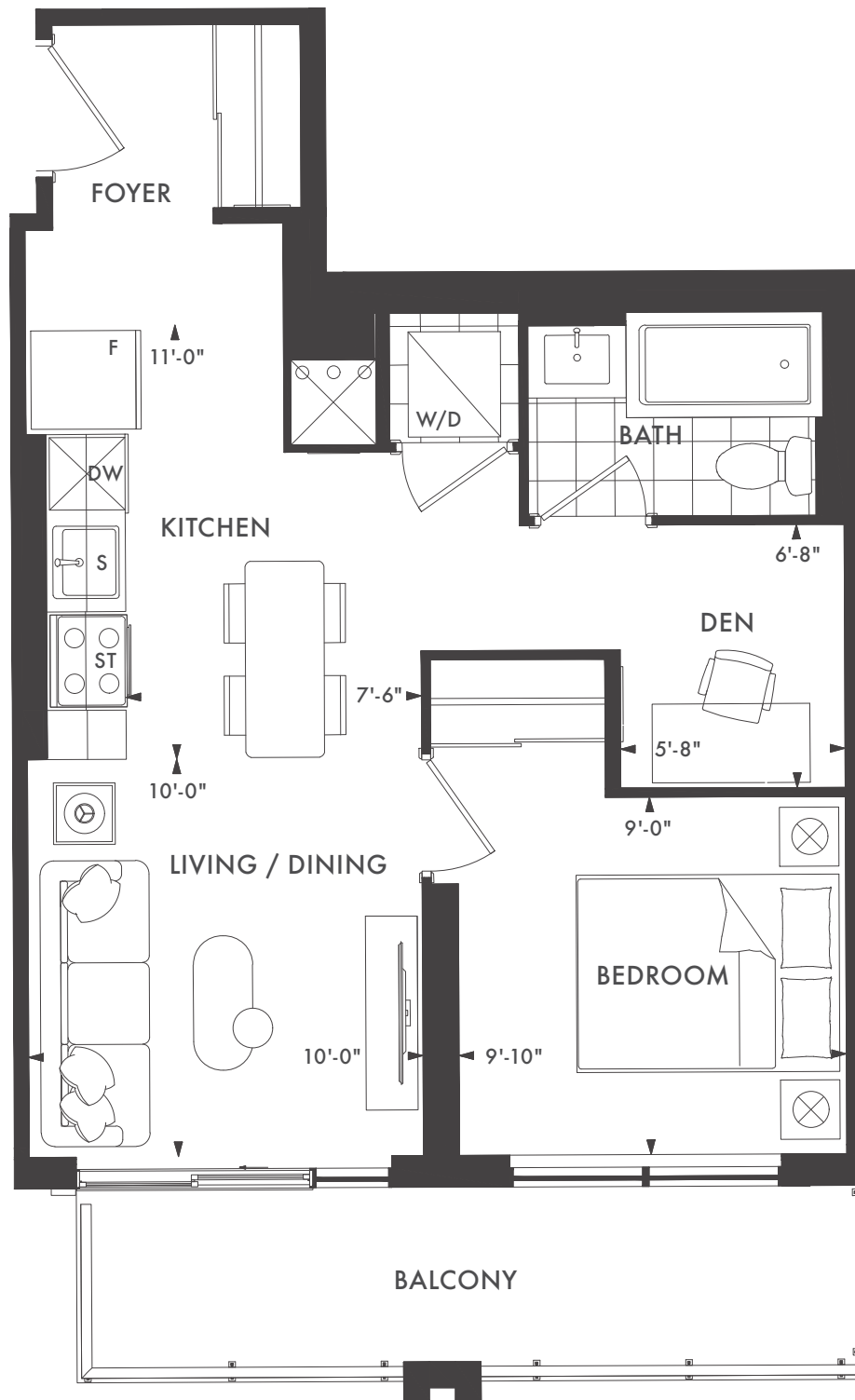
CHESTNUT HILL
DEVELOPMENTS

BUILDING COMMUNITIES SINCE 1981

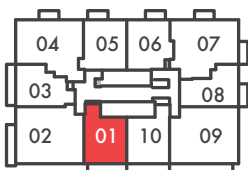
suite-1X+D

1 BEDROOM + DEN

INTERIOR 558 SQ.FT. | EXTERIOR 89 SQ.FT. | TOTAL 647 SQ.FT.



FLOOR 24



FLOORS 25-30

Note: All prices, figures, sizes, specifications and information, including without limitation the size, location, design and layout of windows, doors, walls, fixtures, closets, structures, appliances (if any), and the balcony are subject to change without notice to the Purchaser in order to comply with site conditions, municipal or governmental, structural, or architectural requirements, or for any reason at the discretion of the Vendor. Units on lower floors may have less floor space due to thicker structural members, mechanical rooms, etc. while units on higher floors may have more floor space. Bulkheads may not be shown on this plan and may be located in areas of the Unit as required for venting and mechanical systems. All areas and stated dimensions are approximate. Actual usable floor space, living area and square footage may vary from stated floor area. All illustrations are artist's concept only. Furniture is depicted for illustration purposes only & are not included. The unit shown may be the reverse of the unit purchased. The exact location of any balcony (if applicable) in relation to the unit layout may differ from that shown. E. & O.E.



CHESTNUT HILL DEVELOPMENTS

BUILDING COMMUNITIES SINCE 1981

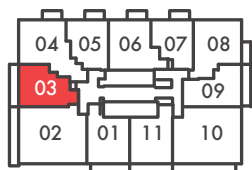
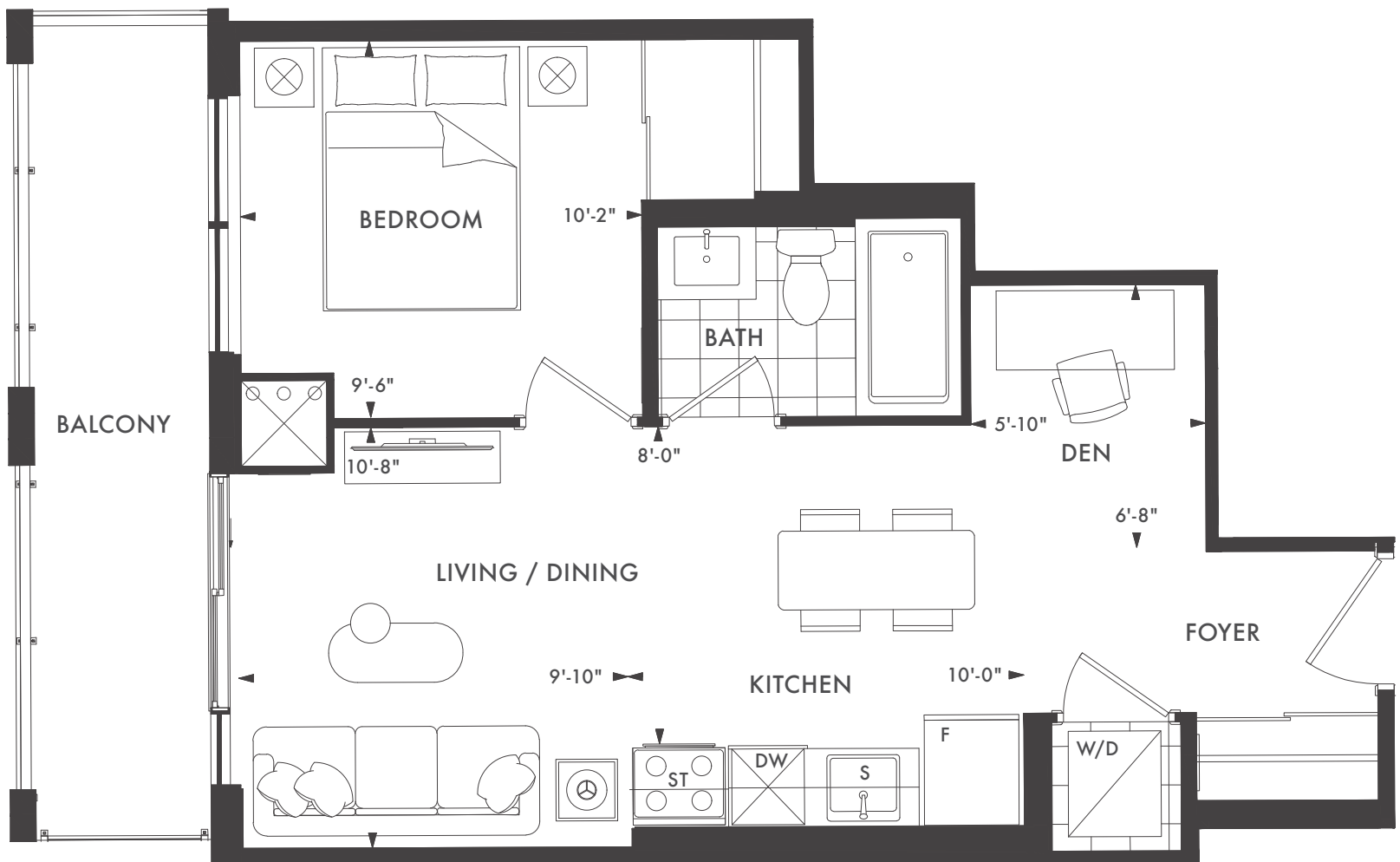
suite-1Y+D

the Wilde

CONDOMINIUMS

1 BEDROOM + DEN

INTERIOR 527 SQ.FT. | EXTERIOR 97 SQ.FT. | TOTAL 624 SQ.FT.



FLOOR 24



FLOORS 25-30

Note: All prices, figures, sizes, specifications and information, including without limitation the size, location, design and layout of windows, doors, walls, fixtures, closets, structures, appliances (if any), and the balcony are subject to change without notice to the Purchaser in order to comply with site conditions, municipal or governmental, structural, or architectural requirements, or for any reason at the discretion of the Vendor. Units on lower floors may have less floor space due to thicker structural members, mechanical rooms, etc. while units on higher floors may have more floor space. Bulkheads may not be shown on this plan and may be located in areas of the Unit as required for venting and mechanical systems. All areas and stated dimensions are approximate. Actual usable floor space, living area and square footage may vary from stated floor area. All illustrations are artist's concept only. Furniture is depicted for illustration purposes only & are not included. The unit shown may be the reverse of the unit purchased. The exact location of any balcony (if applicable) in relation to the unit layout may differ from that shown. E. & O.E.



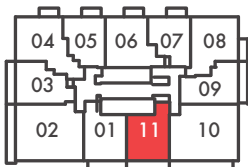
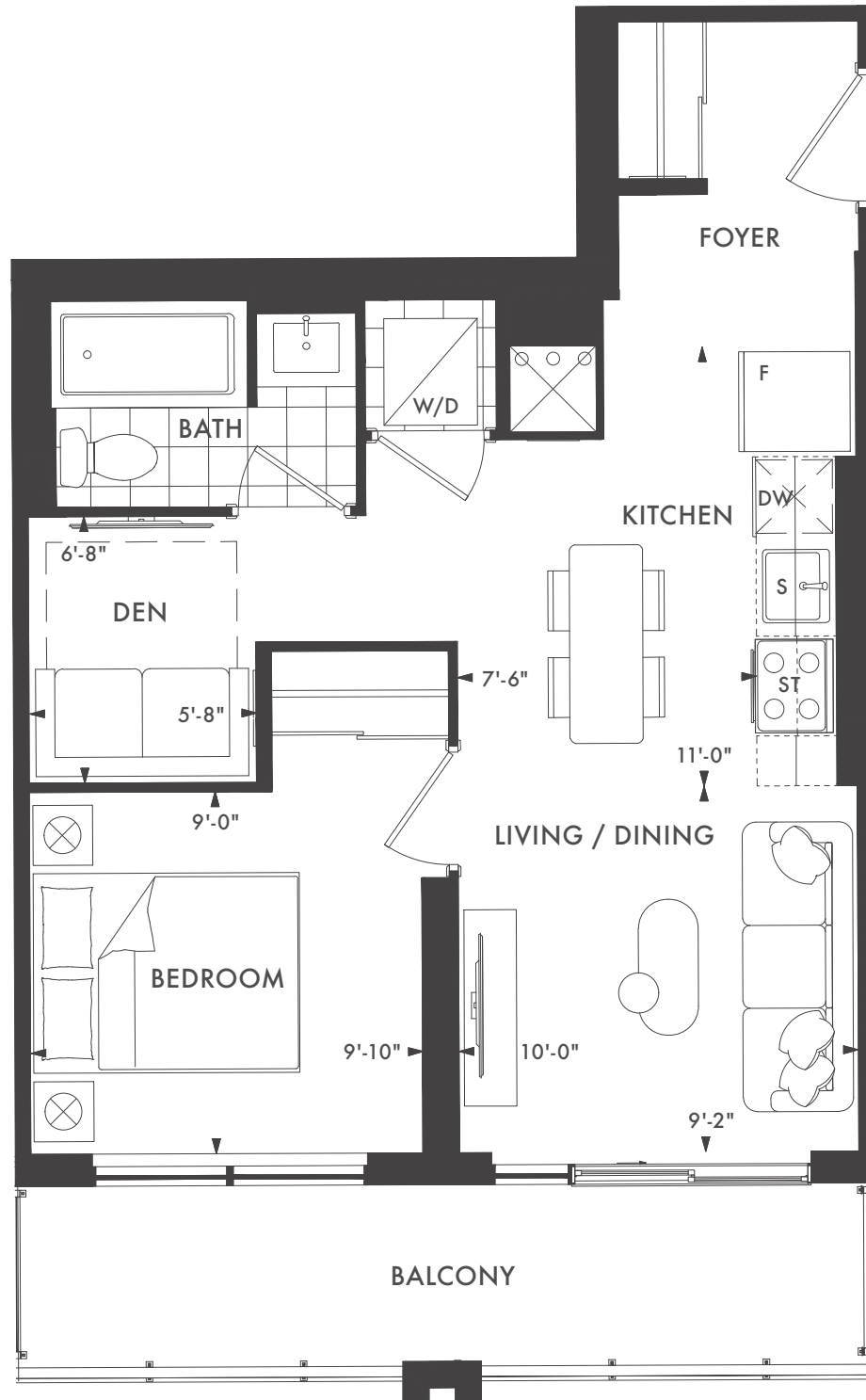
CHESTNUT HILL DEVELOPMENTS

BUILDING COMMUNITIES SINCE 1981

suite-1Z+D

1 BEDROOM + DEN

INTERIOR 552 SQ.FT. | EXTERIOR 98 SQ.FT. | TOTAL 650 SQ.FT.



Note: All prices, figures, sizes, specifications and information, including without limitation the size, location, design and layout of windows, doors, walls, fixtures, closets, structures, appliances (if any), and the balcony are subject to change without notice to the Purchaser in order to comply with site conditions, municipal or governmental, structural, or architectural requirements, or for any reason at the discretion of the Vendor. Units on lower floors may have less floor space due to thicker structural members, mechanical rooms, etc. while units on higher floors may have more floor space. Bulkheads may not be shown on this plan and may be located in areas of the Unit as required for venting and mechanical systems. All areas and stated dimensions are approximate. Actual usable floor space, living area and square footage may vary from stated floor area. All illustrations are artist's concept only. Furniture is depicted for illustration purposes only & are not included. The unit shown may be the reverse of the unit purchased. The exact location of any balcony (if applicable) in relation to the unit layout may differ from that shown. E. & O.E.



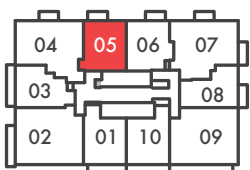
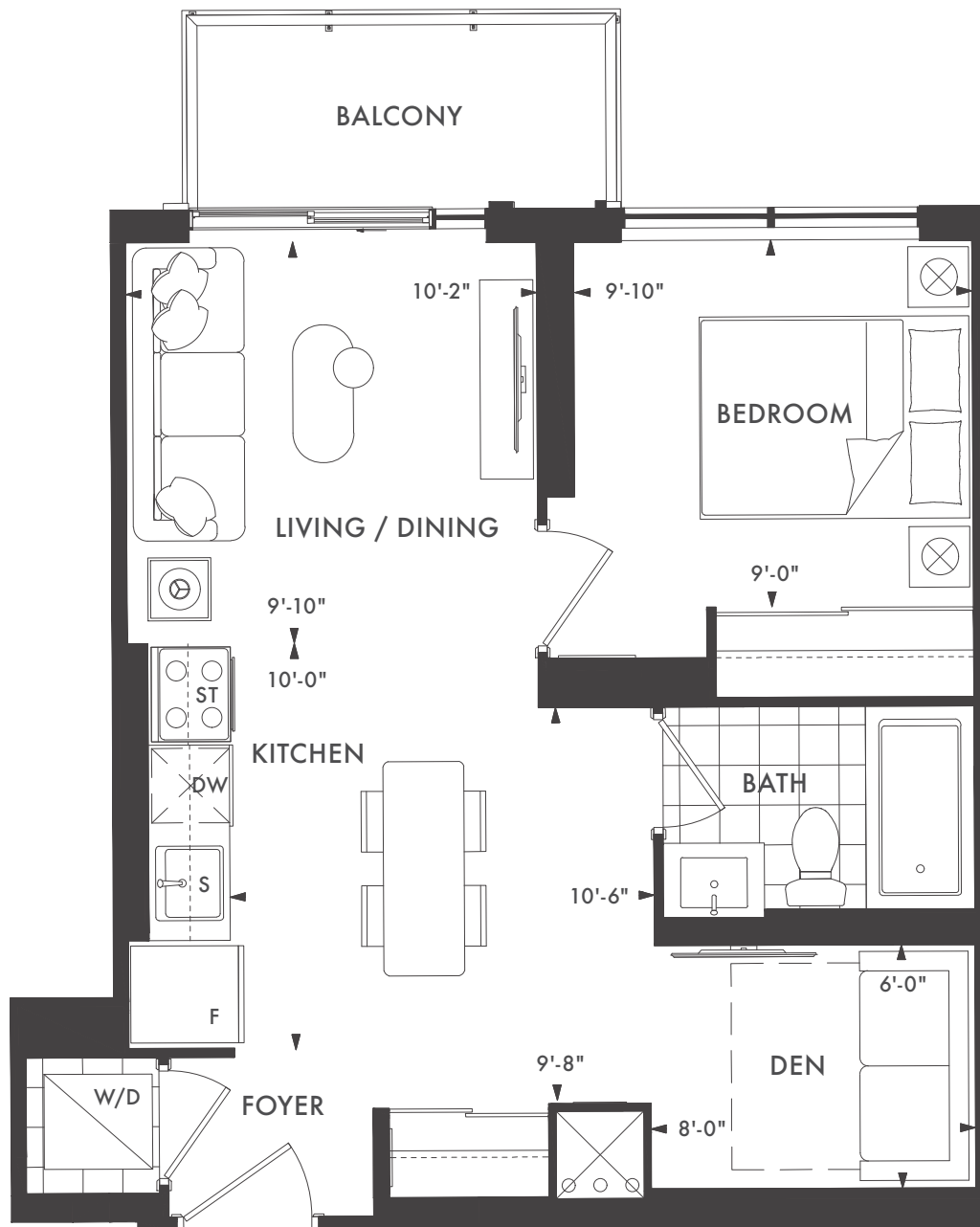
CHESTNUT HILL
DEVELOPMENTS

BUILDING COMMUNITIES SINCE 1981

suite-1AA+D

1 BEDROOM + DEN

INTERIOR 566 SQ.FT. | EXTERIOR 46 SQ.FT. | TOTAL 612 SQ.FT.



FLOORS 25-30

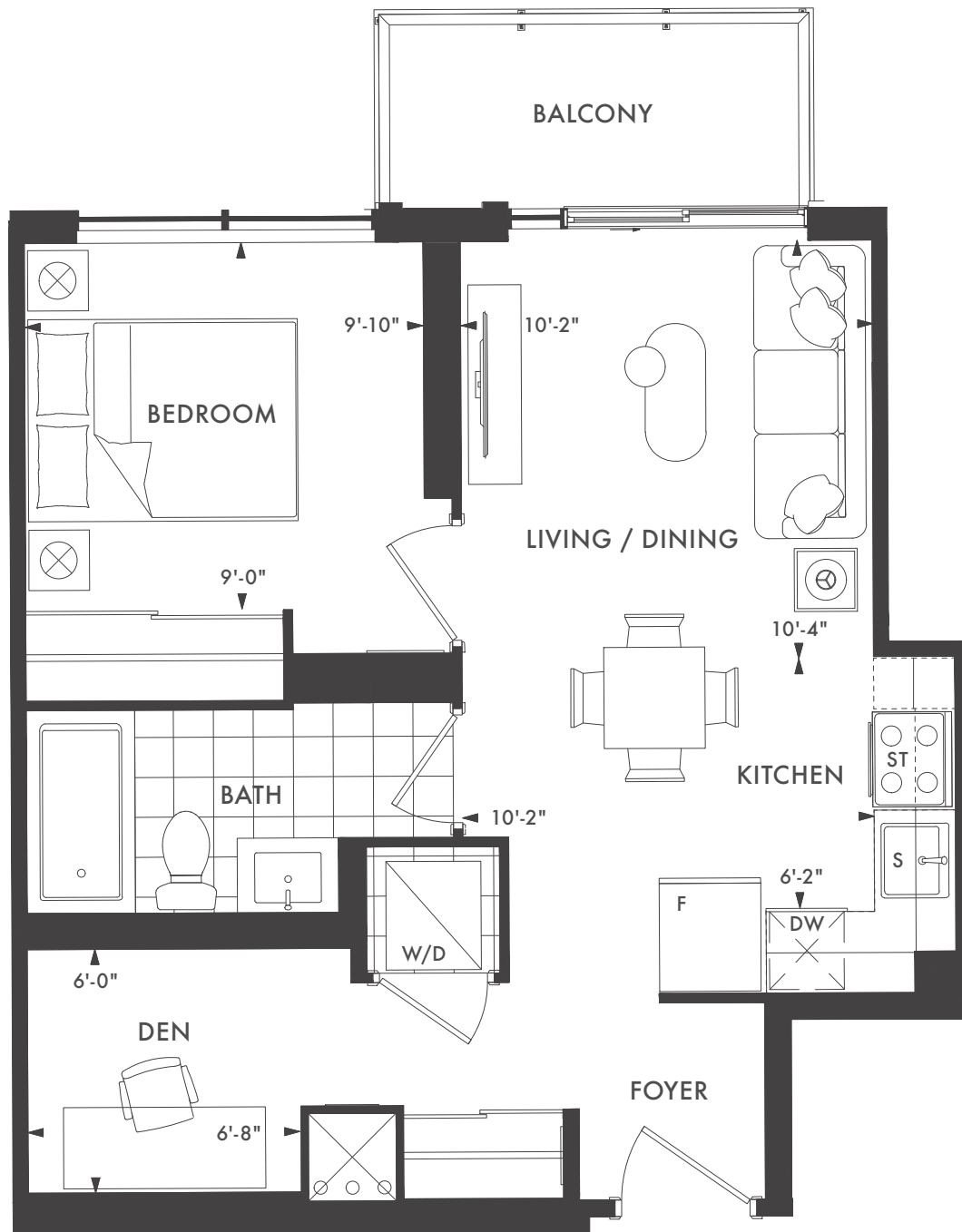
Note: All prices, figures, sizes, specifications and information, including without limitation the size, location, design and layout of windows, doors, walls, fixtures, closets, structures, appliances (if any), and the balcony are subject to change without notice to the Purchaser in order to comply with site conditions, municipal or governmental, structural, or architectural requirements, or for any reason at the discretion of the Vendor. Units on lower floors may have less floor space due to thicker structural members, mechanical rooms, etc. while units on higher floors may have more floor space. Bulkheads may not be shown on this plan and may be located in areas of the Unit as required for venting and mechanical systems. All areas and stated dimensions are approximate. Actual usable floor space, living area and square footage may vary from stated floor area. All illustrations are artist's concept only. Furniture is depicted for illustration purposes only & are not included. The unit shown may be the reverse of the unit purchased. The exact location of any balcony (if applicable) in relation to the unit layout may differ from that shown. E. & O.E.



suite-1BB+D

1 BEDROOM + DEN

INTERIOR 555 SQ.FT. | EXTERIOR 46 SQ.FT. | TOTAL 601 SQ.FT.



FLOORS 25-30

Note: All prices, figures, sizes, specifications and information, including without limitation the size, location, design and layout of windows, doors, walls, fixtures, closets, structures, appliances (if any), and the balcony are subject to change without notice to the Purchaser in order to comply with site conditions, municipal or governmental, structural, or architectural requirements, or for any reason at the discretion of the Vendor. Units on lower floors may have less floor space due to thicker structural members, mechanical rooms, etc. while units on higher floors may have more floor space. Bulkheads may not be shown on this plan and may be located in areas of the Unit as required for venting and mechanical systems. All areas and stated dimensions are approximate. Actual usable floor space, living area and square footage may vary from stated floor area. All illustrations are artist's concept only. Furniture is depicted for illustration purposes only & are not included. The unit shown may be the reverse of the unit purchased. The exact location of any balcony (if applicable) in relation to the unit layout may differ from that shown. E. & O.E.



CHESTNUT HILL
DEVELOPMENTS

BUILDING COMMUNITIES SINCE 1981

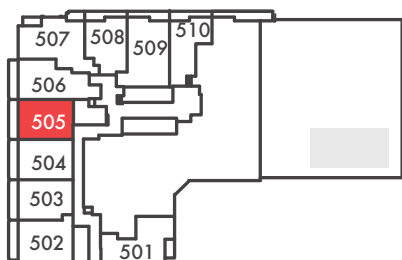
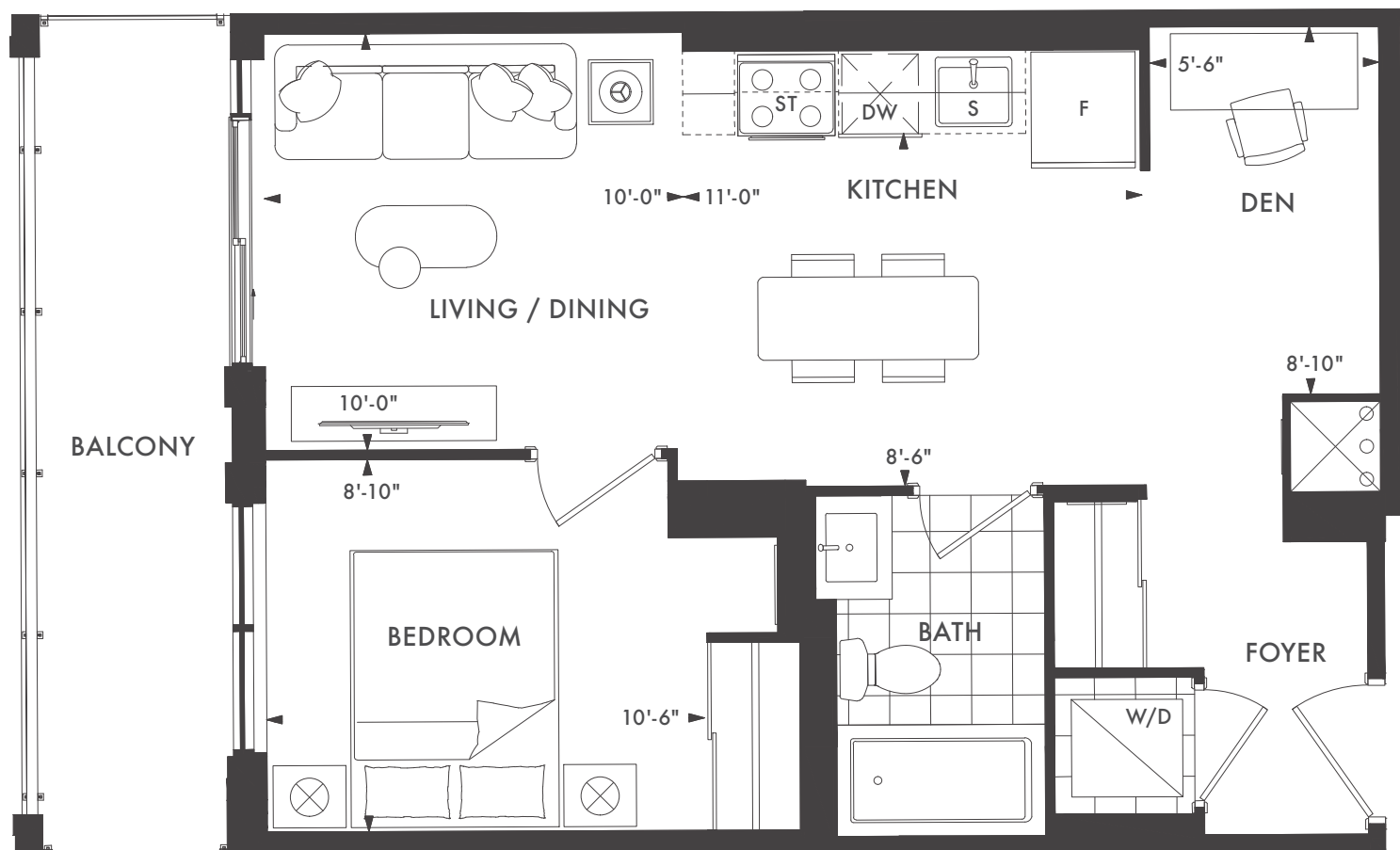
suite-1CC+D

the Wilde

CONDOMINIUMS

1 BEDROOM + DEN

INTERIOR 566 SQ.FT. | EXTERIOR 95 SQ.FT. | TOTAL 661 SQ.FT.



FLOOR 5

Note: All prices, figures, sizes, specifications and information, including without limitation the size, location, design and layout of windows, doors, walls, fixtures, closets, structures, appliances (if any), and the balcony are subject to change without notice to the Purchaser in order to comply with site conditions, municipal or governmental, structural, or architectural requirements, or for any reason at the discretion of the Vendor. Units on lower floors may have less floor space due to thicker structural members, mechanical rooms, etc. while units on higher floors may have more floor space. Bulkheads may not be shown on this plan and may be located in areas of the Unit as required for venting and mechanical systems. All areas and stated dimensions are approximate. Actual usable floor space, living area and square footage may vary from stated floor area. All illustrations are artist's concept only. Furniture is depicted for illustration purposes only & are not included. The unit shown may be the reverse of the unit purchased. The exact location of any balcony (if applicable) in relation to the unit layout may differ from that shown. E. & O.E.



CHESTNUT HILL
DEVELOPMENTS

BUILDING COMMUNITIES SINCE 1981

suite-2A

the Wilde

CONDOMINIUMS

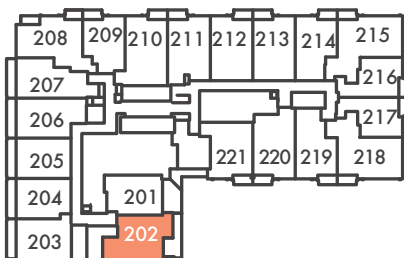
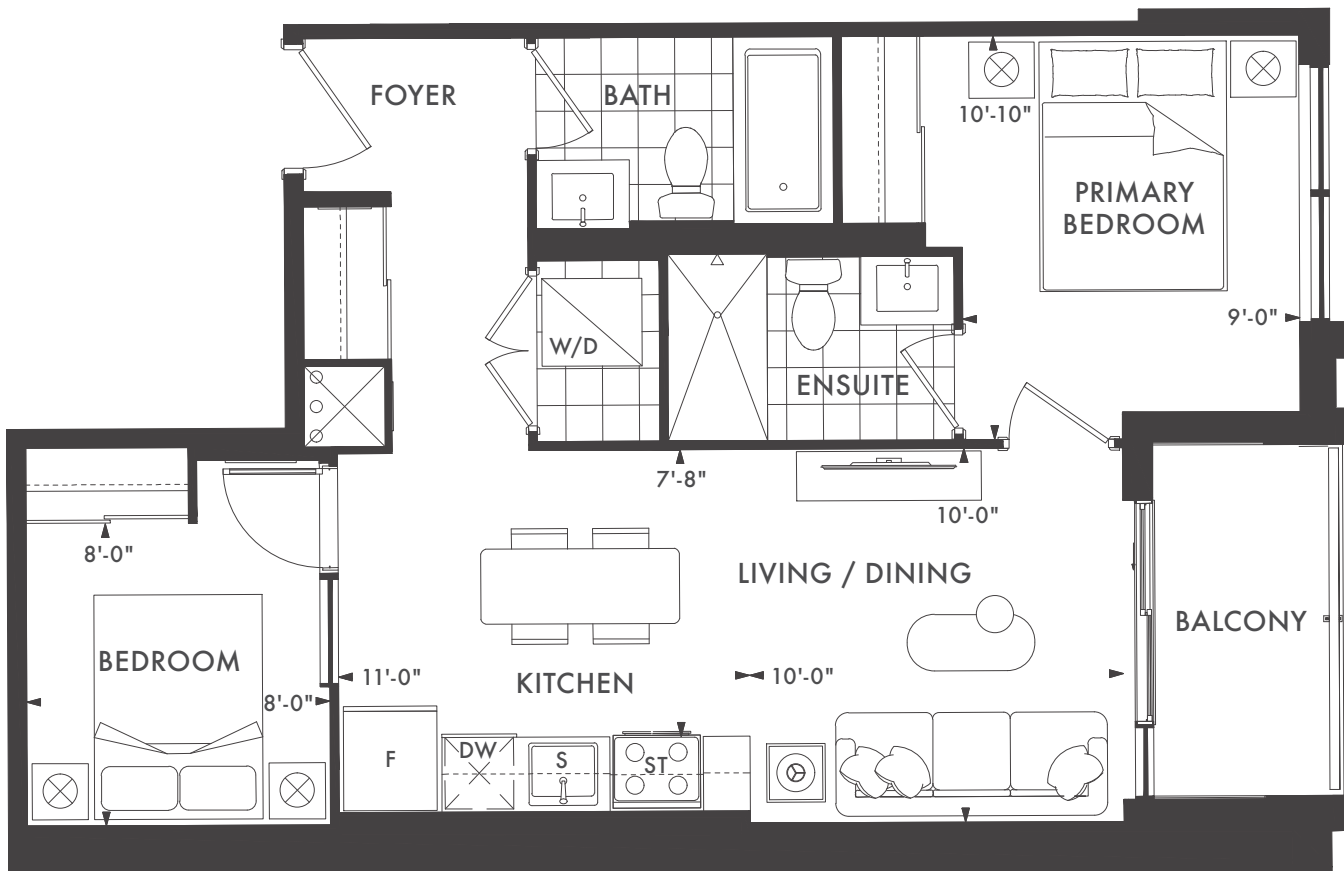
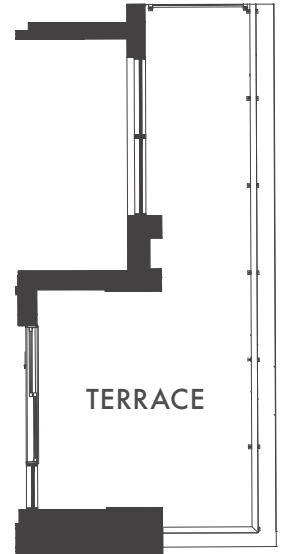
2 BEDROOM

INTERIOR 682 SQ.FT. | EXTERIOR 44 SQ.FT. | TOTAL 726 SQ.FT.

TERRACE AT FLOOR 2

EXTERIOR 146 SQ.FT.

TOTAL 828 SQ.FT.



FLOOR 2



FLOOR 3



FLOOR 4

Note: All prices, figures, sizes, specifications and information, including without limitation the size, location, design and layout of windows, doors, walls, fixtures, closets, structures, appliances (if any), and the balcony are subject to change without notice to the Purchaser in order to comply with site conditions, municipal or governmental, structural, or architectural requirements, or for any reason at the discretion of the Vendor. Units on lower floors may have less floor space due to thicker structural members, mechanical rooms, etc. while units on higher floors may have more floor space. Bulkheads may not be shown on this plan and may be located in areas of the Unit as required for venting and mechanical systems. All areas and stated dimensions are approximate. Actual usable floor space, living area and square footage may vary from stated floor area. All illustrations are artist's concept only. Furniture is depicted for illustration purposes only & are not included. The unit shown may be the reverse of the unit purchased. The exact location of any balcony (if applicable) in relation to the unit layout may differ from that shown. E. & O.E.



CHESTNUT HILL DEVELOPMENTS

BUILDING COMMUNITIES SINCE 1981

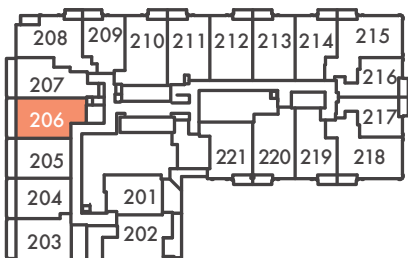
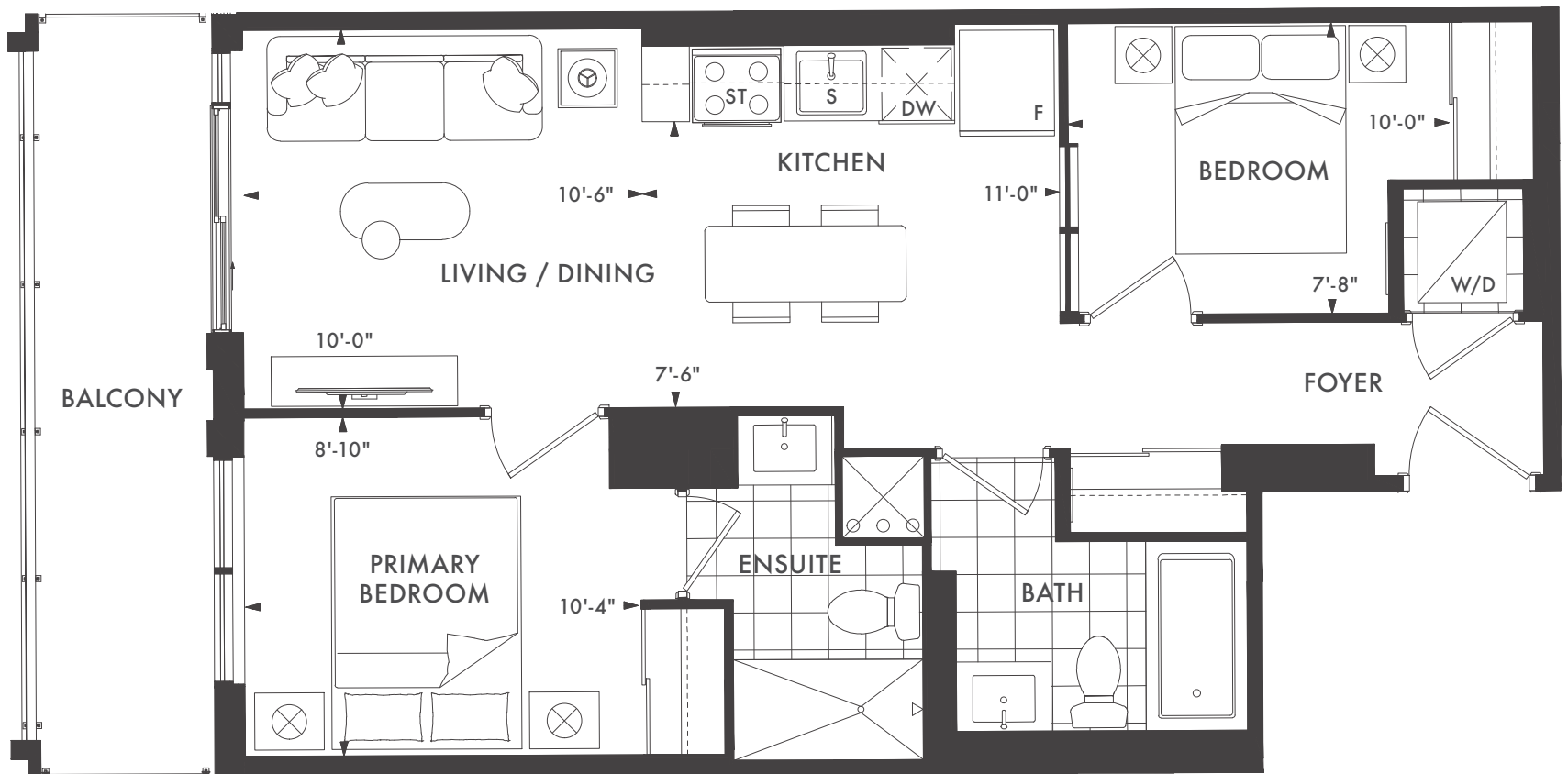
suite-2B

the Wilde

CONDOMINIUMS

2 BEDROOM

INTERIOR 664 SQ.FT. | EXTERIOR 95 SQ.FT. | TOTAL 759 SQ.FT.



FLOOR 2



FLOOR 3



FLOOR 4



FLOOR 6

Note: All prices, figures, sizes, specifications and information, including without limitation the size, location, design and layout of windows, doors, walls, fixtures, closets, structures, appliances (if any), and the balcony are subject to change without notice to the Purchaser in order to comply with site conditions, municipal or governmental, structural, or architectural requirements, or for any reason at the discretion of the Vendor. Units on lower floors may have less floor space due to thicker structural members, mechanical rooms, etc. while units on higher floors may have more floor space. Bulkheads may not be shown on this plan and may be located in areas of the Unit as required for venting and mechanical systems. All areas and stated dimensions are approximate. Actual usable floor space, living area and square footage may vary from stated floor area. All illustrations are artist's concept only. Furniture is depicted for illustration purposes only & are not included. The unit shown may be the reverse of the unit purchased. The exact location of any balcony (if applicable) in relation to the unit layout may differ from that shown. E. & O.E.



CHESTNUT HILL DEVELOPMENTS

BUILDING COMMUNITIES SINCE 1981

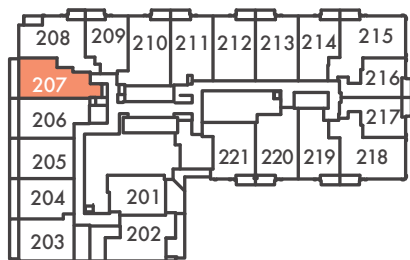
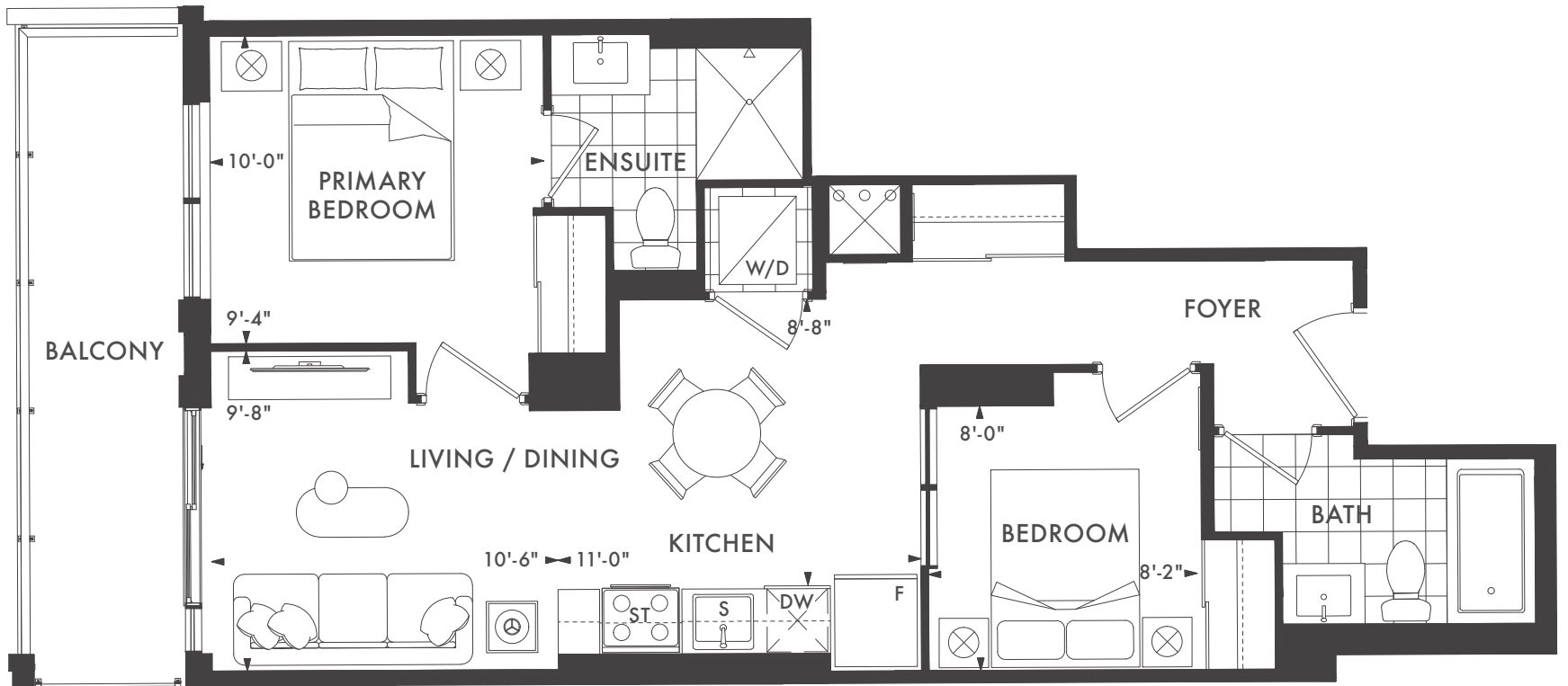
suite-2C

the Wilde

CONDOMINIUMS

2 BEDROOM

INTERIOR 669 SQ.FT. | EXTERIOR 93 SQ.FT. | TOTAL 762 SQ.FT.



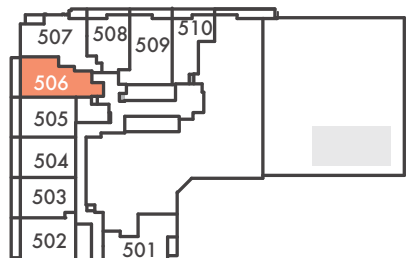
FLOOR 2



FLOOR 3



FLOOR 4



FLOOR 5



FLOOR 6

Note: All prices, figures, sizes, specifications and information, including without limitation the size, location, design and layout of windows, doors, walls, fixtures, closets, structures, appliances (if any), and the balcony are subject to change without notice to the Purchaser in order to comply with site conditions, municipal or governmental, structural, or architectural requirements, or for any reason at the discretion of the Vendor. Units on lower floors may have less floor space due to thicker structural members, mechanical rooms, etc. while units on higher floors may have more floor space. Bulkheads may not be shown on this plan and may be located in areas of the Unit as required for venting and mechanical systems. All areas and stated dimensions are approximate. Actual usable floor space, living area and square footage may vary from stated floor area. All illustrations are artist's concept only. Furniture is depicted for illustration purposes only & are not included. The unit shown may be the reverse of the unit purchased. The exact location of any balcony (if applicable) in relation to the unit layout may differ from that shown. E. & O.E.



CHESTNUT HILL DEVELOPMENTS

BUILDING COMMUNITIES SINCE 1981

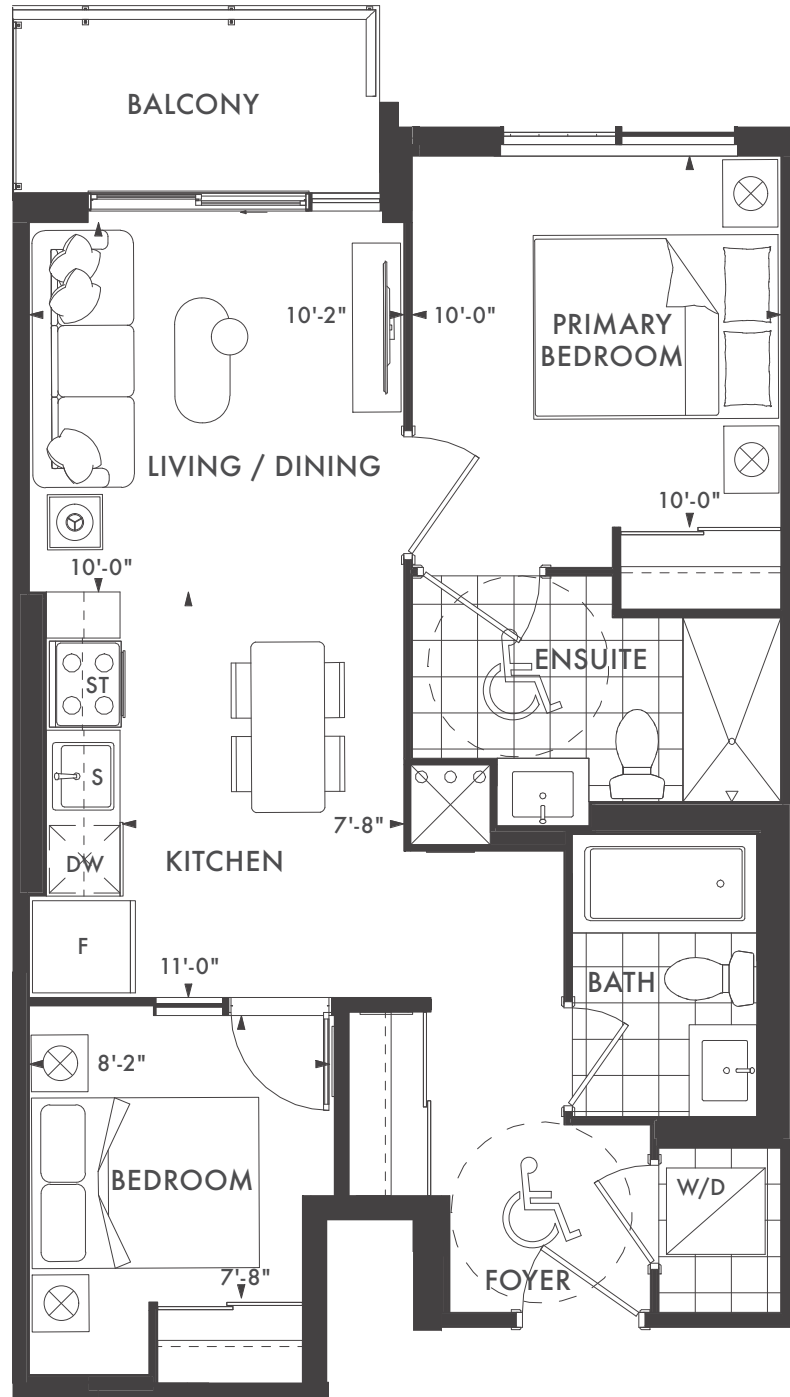
suite-2D (B/F)

the Wilde

CONDOMINIUMS

2 BEDROOM

INTERIOR 694 SQ.FT. | EXTERIOR 46 SQ.FT. | TOTAL 740 SQ.FT.



FLOOR 2



FLOOR 3



FLOOR 4

Note: All prices, figures, sizes, specifications and information, including without limitation the size, location, design and layout of windows, doors, walls, fixtures, closets, structures, appliances (if any), and the balcony are subject to change without notice to the Purchaser in order to comply with site conditions, municipal or governmental, structural, or architectural requirements, or for any reason at the discretion of the Vendor. Units on lower floors may have less floor space due to thicker structural members, mechanical rooms, etc. while units on higher floors may have more floor space. Bulkheads may not be shown on this plan and may be located in areas of the Unit as required for venting and mechanical systems. All areas and stated dimensions are approximate. Actual usable floor space, living area and square footage may vary from stated floor area. All illustrations are artist's concept only. Furniture is depicted for illustration purposes only & are not included. The unit shown may be the reverse of the unit purchased. The exact location of any balcony (if applicable) in relation to the unit layout may differ from that shown. E. & O.E.



CHESTNUT HILL
DEVELOPMENTS

BUILDING COMMUNITIES SINCE 1981

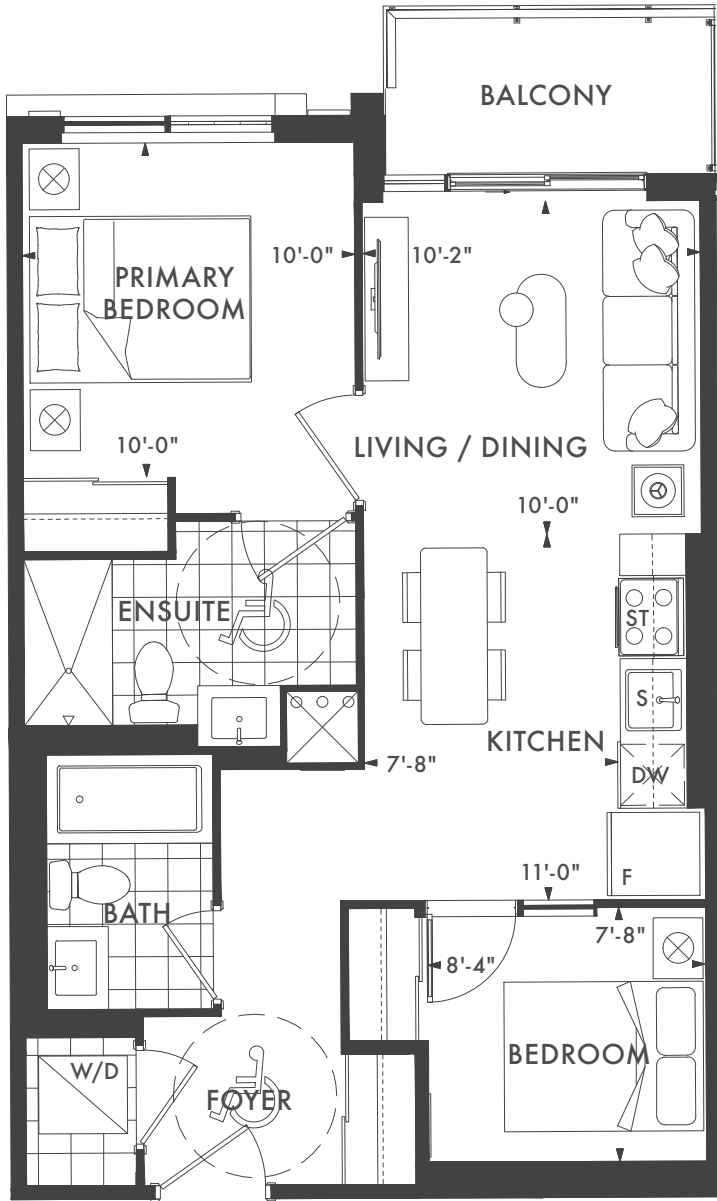
suite-2E (B/F)

the Wilde

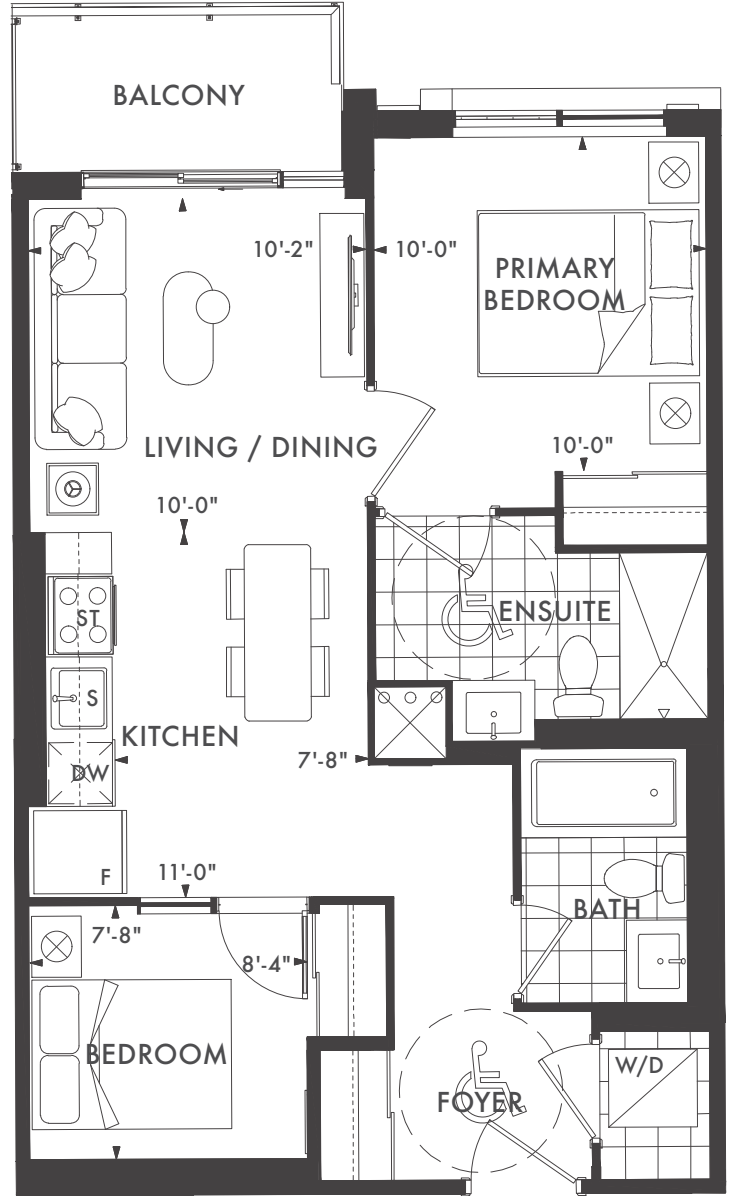
CONDOMINIUMS

2 BEDROOM

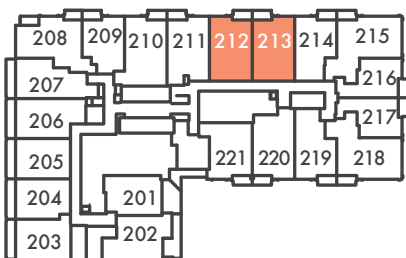
INTERIOR 682 SQ.FT. | EXTERIOR 46 SQ.FT. | TOTAL 728 SQ.FT.



SUITE 212, 312 & 412



SUITE 213, 313 & 413



FLOOR 2



FLOOR 3



FLOOR 4

Note: All prices, figures, sizes, specifications and information, including without limitation the size, location, design and layout of windows, doors, walls, fixtures, closets, structures, appliances (if any), and the balcony are subject to change without notice to the Purchaser in order to comply with site conditions, municipal or governmental, structural, or architectural requirements, or for any reason at the discretion of the Vendor. Units on lower floors may have less floor space due to thicker structural members, mechanical rooms, etc. while units on higher floors may have more floor space. Bulkheads may not be shown on this plan and may be located in areas of the Unit as required for venting and mechanical systems. All areas and stated dimensions are approximate. Actual usable floor space, living area and square footage may vary from stated floor area. All illustrations are artist's concept only. Furniture is depicted for illustration purposes only & are not included. The unit shown may be the reverse of the unit purchased. The exact location of any balcony (if applicable) in relation to the unit layout may differ from that shown. E. & O.E.



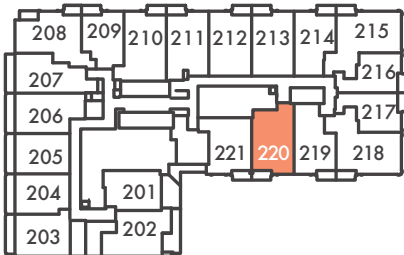
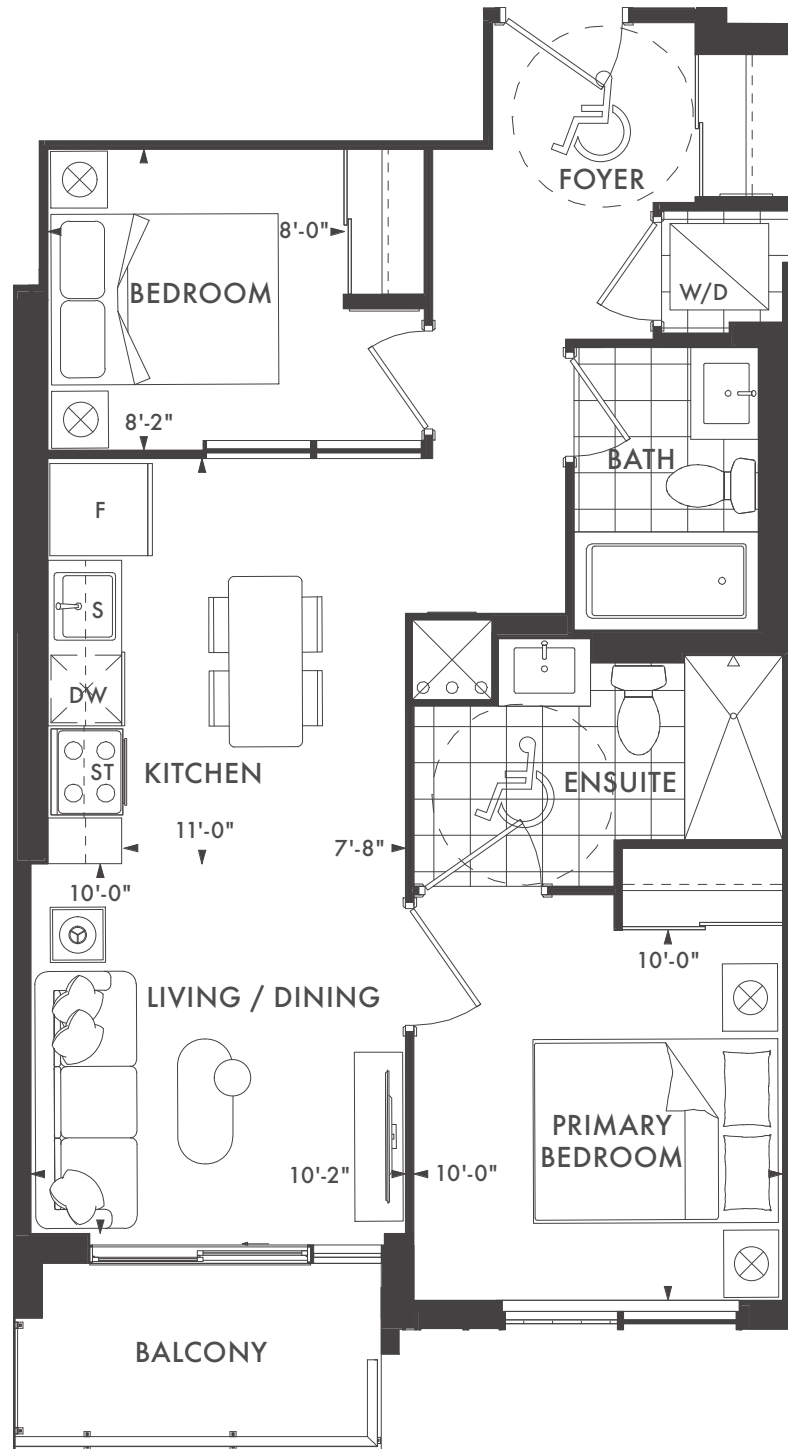
CHESTNUT HILL DEVELOPMENTS

BUILDING COMMUNITIES SINCE 1981

suite-2F (B/F)

2 BEDROOM

INTERIOR 706 SQ.FT. | EXTERIOR 46 SQ.FT. | TOTAL 752 SQ.FT.



FLOOR 2



FLOOR 3



FLOOR 4

Note: All prices, figures, sizes, specifications and information, including without limitation the size, location, design and layout of windows, doors, walls, fixtures, closets, structures, appliances (if any), and the balcony are subject to change without notice to the Purchaser in order to comply with site conditions, municipal or governmental, structural, or architectural requirements, or for any reason at the discretion of the Vendor. Units on lower floors may have less floor space due to thicker structural members, mechanical rooms, etc. while units on higher floors may have more floor space. Bulkheads may not be shown on this plan and may be located in areas of the Unit as required for venting and mechanical systems. All areas and stated dimensions are approximate. Actual usable floor space, living area and square footage may vary from stated floor area. All illustrations are artist's concept only. Furniture is depicted for illustration purposes only & are not included. The unit shown may be the reverse of the unit purchased. The exact location of any balcony (if applicable) in relation to the unit layout may differ from that shown. E. & O.E.



CHESTNUT HILL DEVELOPMENTS

BUILDING COMMUNITIES SINCE 1981

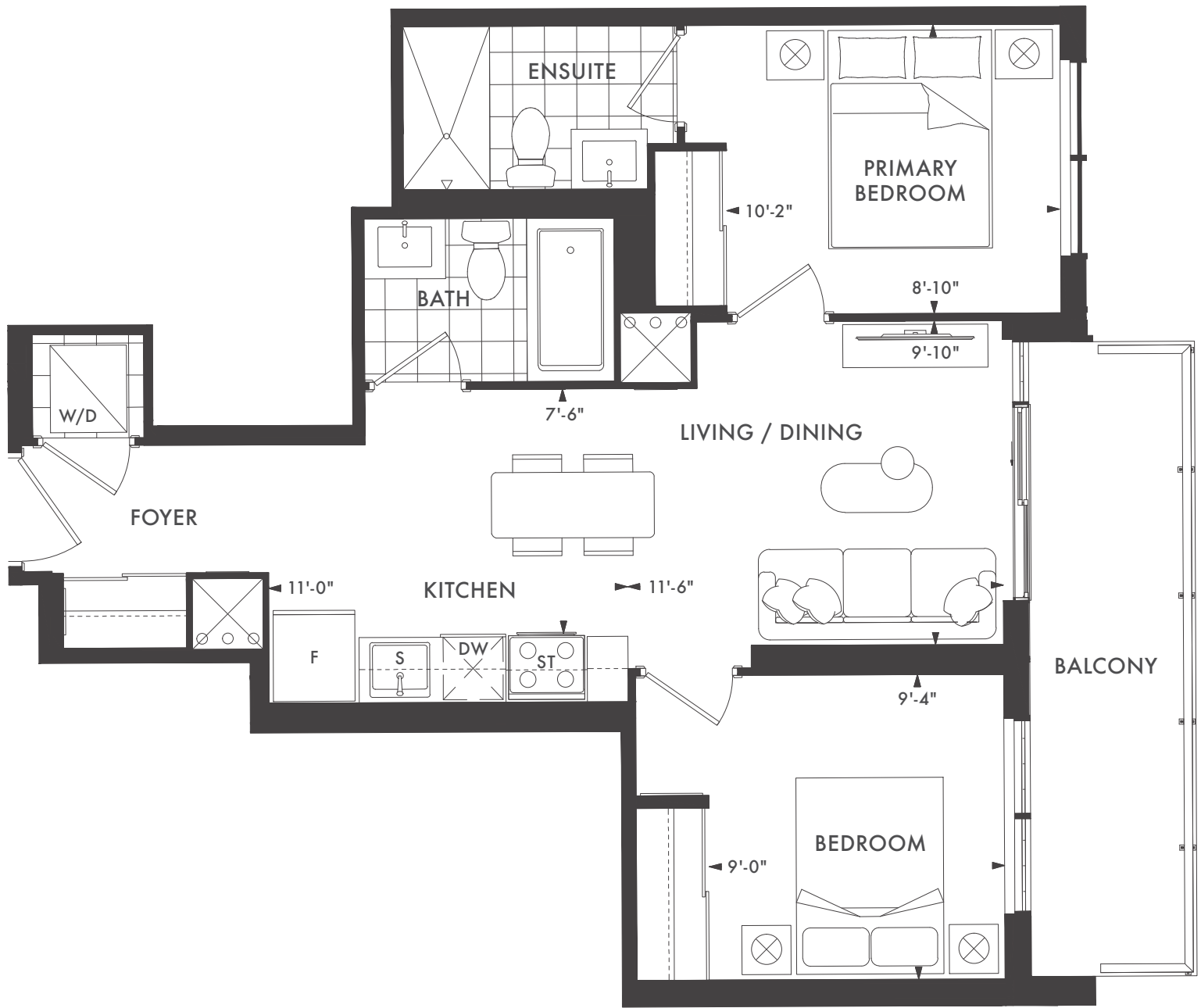
suite-2G

the Wilde

CONDOMINIUMS

2 BEDROOM

INTERIOR 674 SQ.FT. | EXTERIOR 90 SQ.FT. | TOTAL 764 SQ.FT.



FLOOR 4

Note: All prices, figures, sizes, specifications and information, including without limitation the size, location, design and layout of windows, doors, walls, fixtures, closets, structures, appliances (if any), and the balcony are subject to change without notice to the Purchaser in order to comply with site conditions, municipal or governmental, structural, or architectural requirements, or for any reason at the discretion of the Vendor. Units on lower floors may have less floor space due to thicker structural members, mechanical rooms, etc. while units on higher floors may have more floor space. Bulkheads may not be shown on this plan and may be located in areas of the Unit as required for venting and mechanical systems. All areas and stated dimensions are approximate. Actual usable floor space, living area and square footage may vary from stated floor area. All illustrations are artist's concept only. Furniture is depicted for illustration purposes only & are not included. The unit shown may be the reverse of the unit purchased. The exact location of any balcony (if applicable) in relation to the unit layout may differ from that shown. E. & O.E.



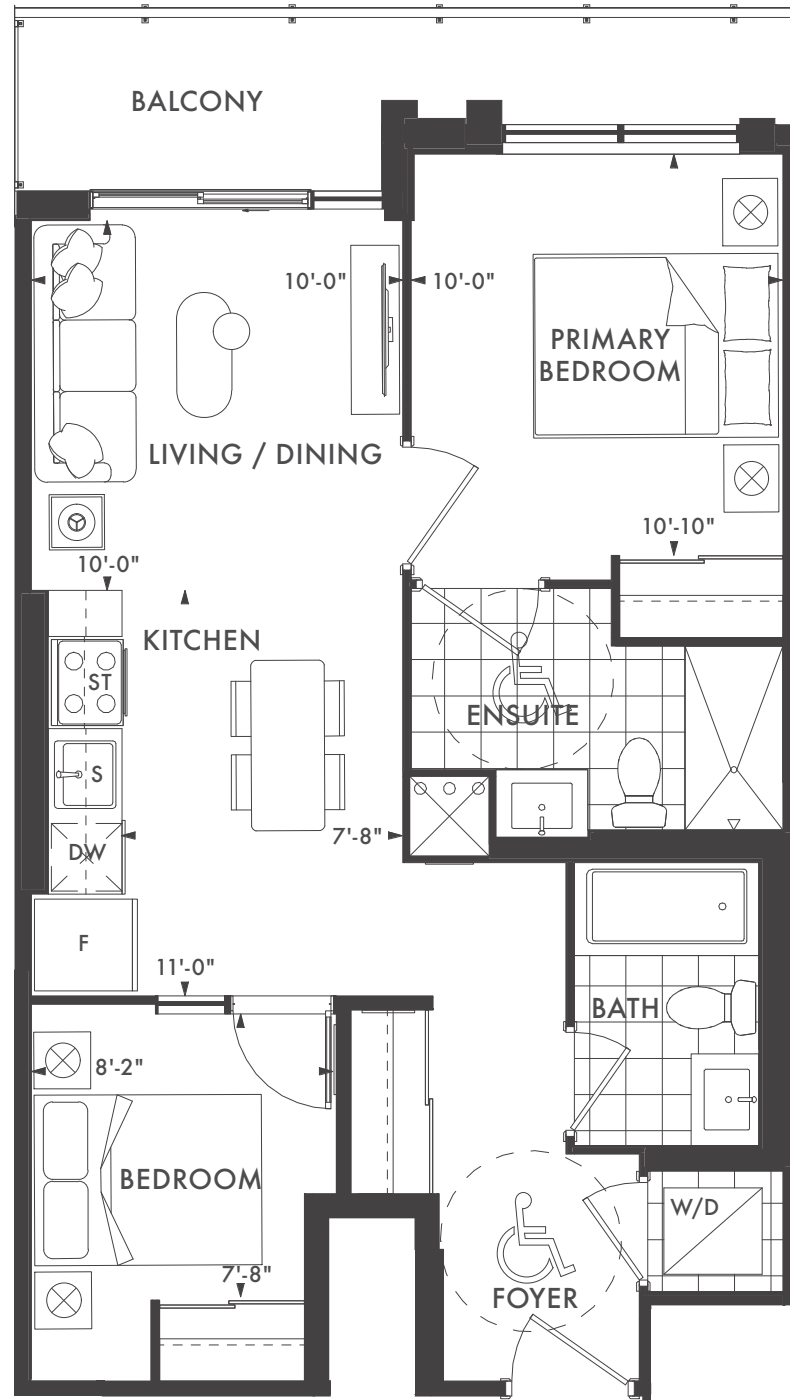
CHESTNUT HILL DEVELOPMENTS

BUILDING COMMUNITIES SINCE 1981

suite-2H (B/F)

2 BEDROOM

INTERIOR 706 SQ.FT. | EXTERIOR 79 SQ.FT. | TOTAL 785 SQ.FT.



FLOOR 6

Note: All prices, figures, sizes, specifications and information, including without limitation the size, location, design and layout of windows, doors, walls, fixtures, closets, structures, appliances (if any), and the balcony are subject to change without notice to the Purchaser in order to comply with site conditions, municipal or governmental, structural, or architectural requirements, or for any reason at the discretion of the Vendor. Units on lower floors may have less floor space due to thicker structural members, mechanical rooms, etc. while units on higher floors may have more floor space. Bulkheads may not be shown on this plan and may be located in areas of the Unit as required for venting and mechanical systems. All areas and stated dimensions are approximate. Actual usable floor space, living area and square footage may vary from stated floor area. All illustrations are artist's concept only. Furniture is depicted for illustration purposes only & are not included. The unit shown may be the reverse of the unit purchased. The exact location of any balcony (if applicable) in relation to the unit layout may differ from that shown. E. & O.E.



CHESTNUT HILL
DEVELOPMENTS

BUILDING COMMUNITIES SINCE 1981

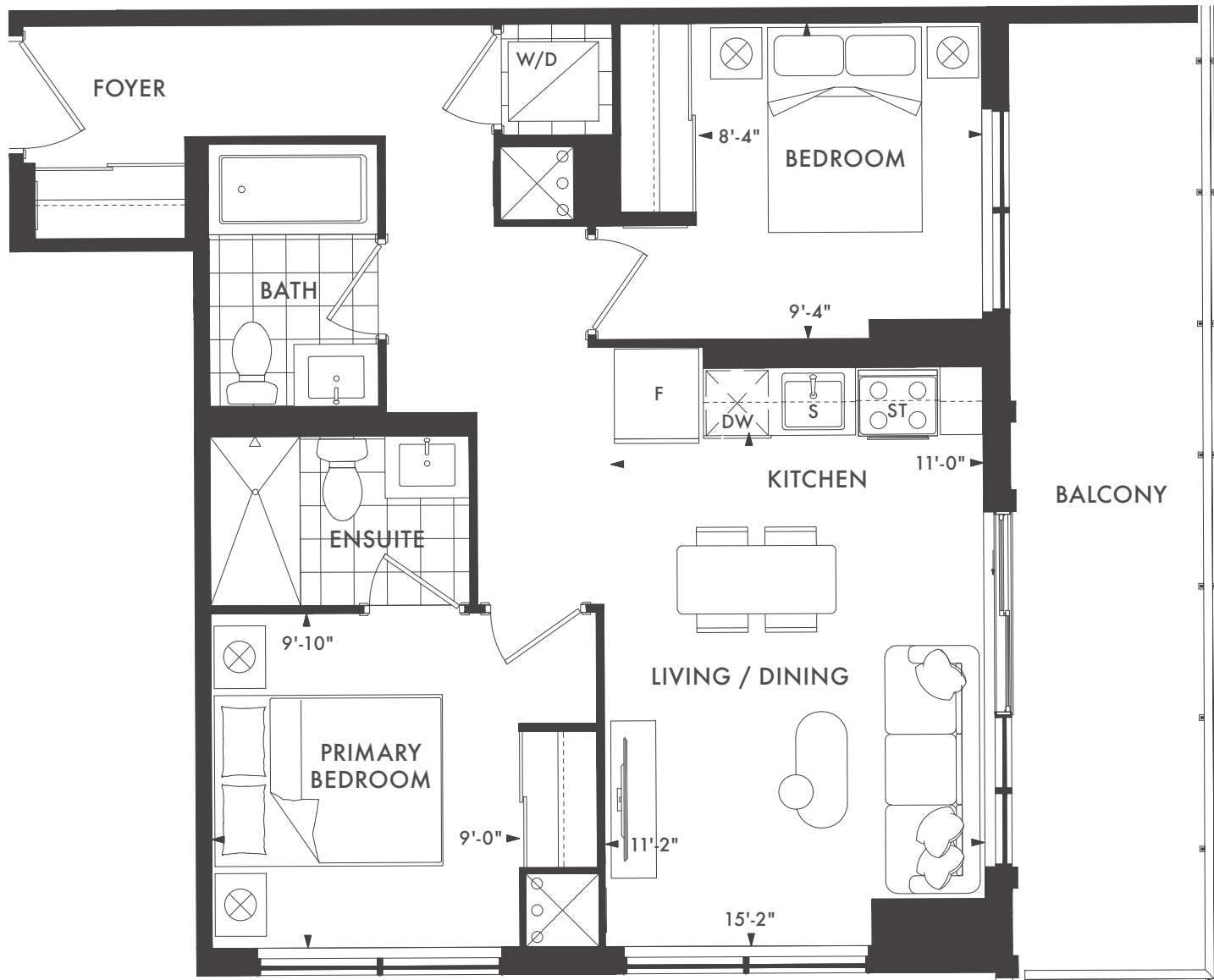
suite-2J

the Wilde

CONDOMINIUMS

2 BEDROOM

INTERIOR 740 SQ.FT. | EXTERIOR 160 SQ.FT. | TOTAL 900 SQ.FT.



FLOOR 6

Note: All prices, figures, sizes, specifications and information, including without limitation the size, location, design and layout of windows, doors, walls, fixtures, closets, structures, appliances (if any), and the balcony are subject to change without notice to the Purchaser in order to comply with site conditions, municipal or governmental, structural, or architectural requirements, or for any reason at the discretion of the Vendor. Units on lower floors may have less floor space due to thicker structural members, mechanical rooms, etc. while units on higher floors may have more floor space. Bulkheads may not be shown on this plan and may be located in areas of the Unit as required for venting and mechanical systems. All areas and stated dimensions are approximate. Actual usable floor space, living area and square footage may vary from stated floor area. All illustrations are artist's concept only. Furniture is depicted for illustration purposes only & are not included. The unit shown may be the reverse of the unit purchased. The exact location of any balcony (if applicable) in relation to the unit layout may differ from that shown. E. & O.E.



CHESTNUT HILL DEVELOPMENTS

BUILDING COMMUNITIES SINCE 1981

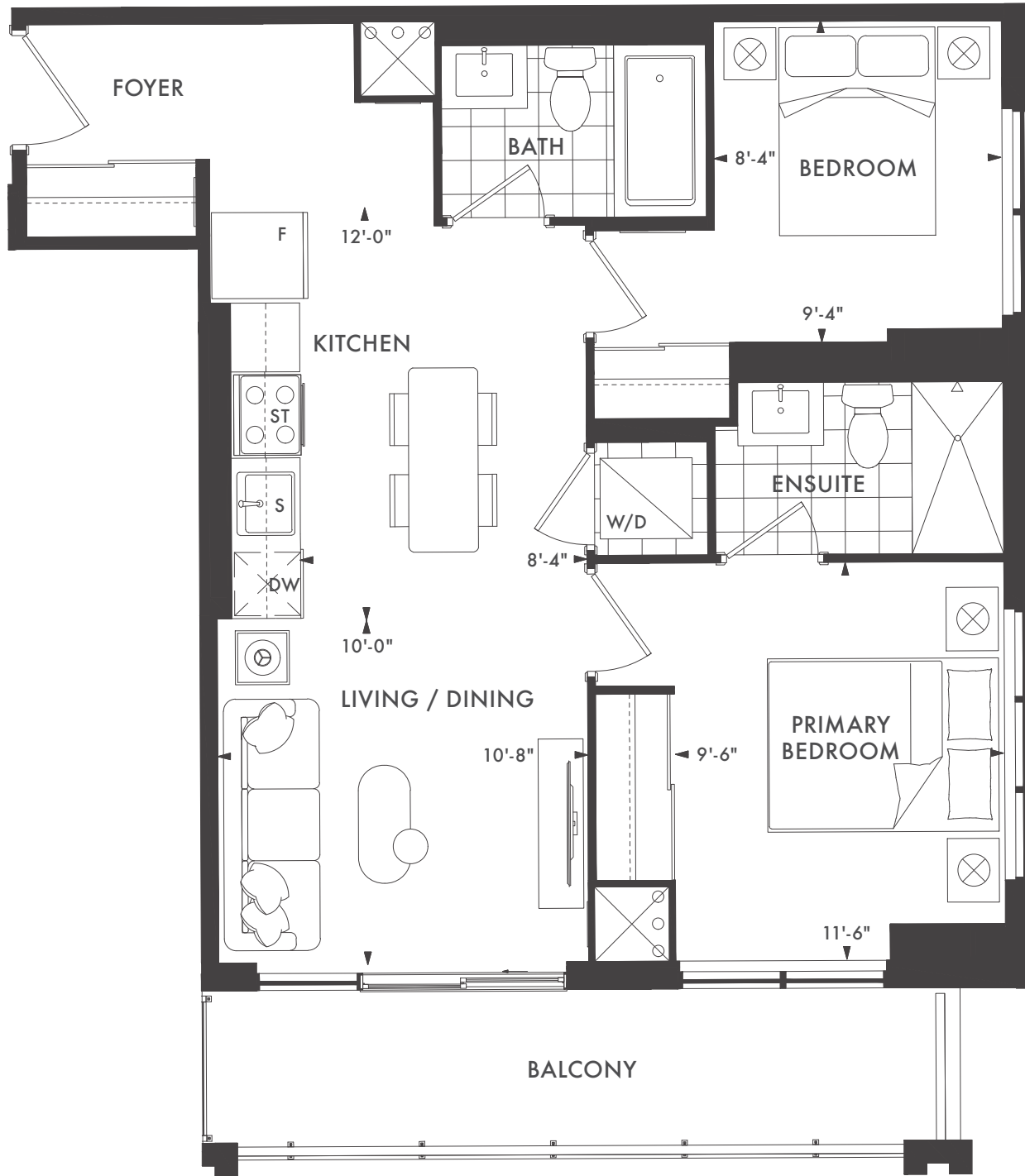
suite-2K

the Wilde

CONDOMINIUMS

2 BEDROOM

INTERIOR 734 SQ.FT. | EXTERIOR 94 SQ.FT. | TOTAL 828 SQ.FT.



Note: All prices, figures, sizes, specifications and information, including without limitation the size, location, design and layout of windows, doors, walls, fixtures, closets, structures, appliances (if any), and the balcony are subject to change without notice to the Purchaser in order to comply with site conditions, municipal or governmental, structural, or architectural requirements, or for any reason at the discretion of the Vendor. Units on lower floors may have less floor space due to thicker structural members, mechanical rooms, etc. while units on higher floors may have more floor space. Bulkheads may not be shown on this plan and may be located in areas of the Unit as required for venting and mechanical systems. All areas and stated dimensions are approximate. Actual usable floor space, living area and square footage may vary from stated floor area. All illustrations are artist's concept only. Furniture is depicted for illustration purposes only & are not included. The unit shown may be the reverse of the unit purchased. The exact location of any balcony (if applicable) in relation to the unit layout may differ from that shown. E. & O.E.



CHESTNUT HILL DEVELOPMENTS

BUILDING COMMUNITIES SINCE 1981

suite-2L

the Wilde

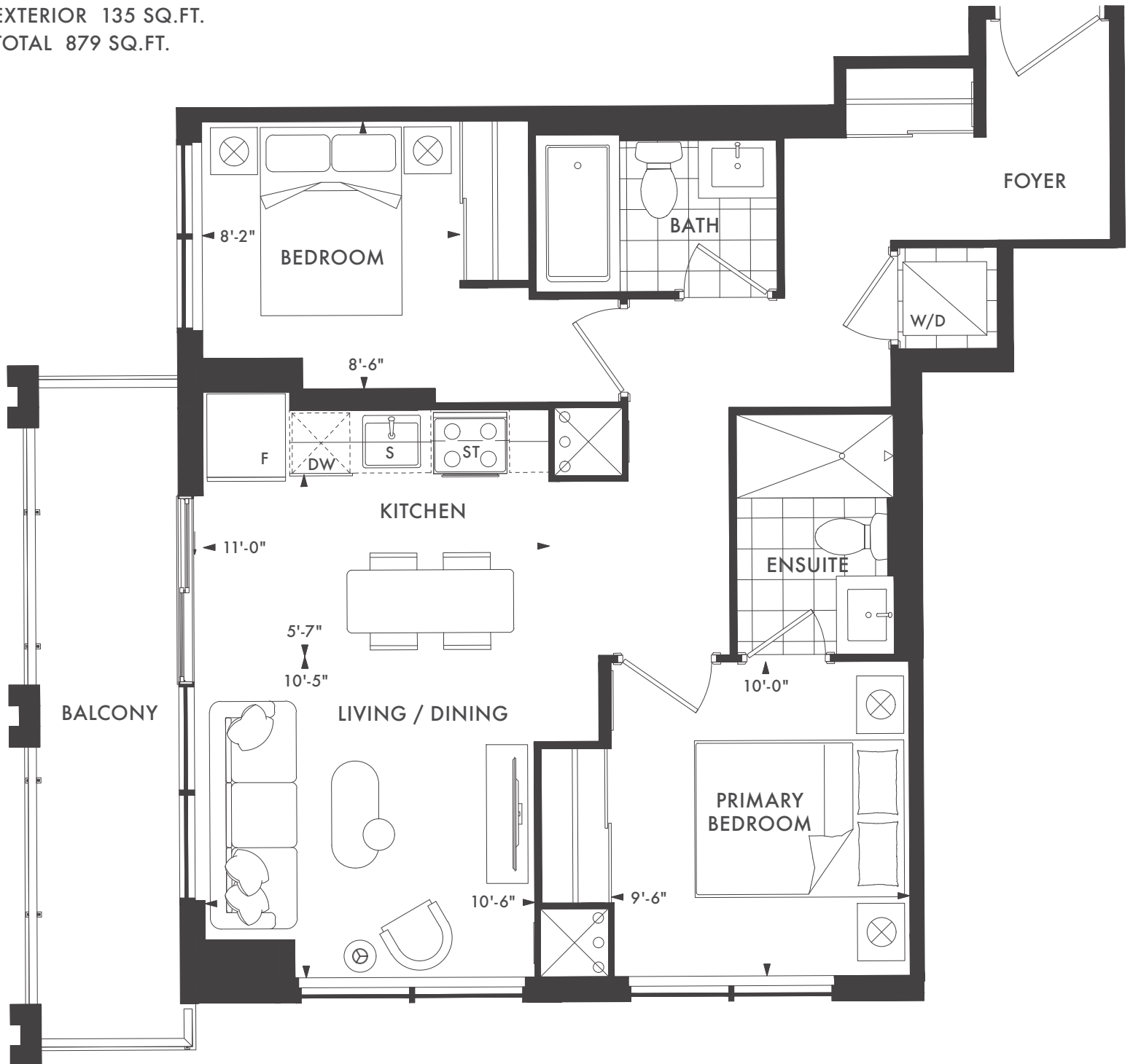
CONDOMINIUMS

2 BEDROOM

INTERIOR 744 SQ.FT. | EXTERIOR 94 SQ.FT. | TOTAL 838 SQ.FT.



BALCONY AT FLOORS 8, 12, 16 & 20
EXTERIOR 135 SQ.FT.
TOTAL 879 SQ.FT.



FLOORS 8-23

Note: All prices, figures, sizes, specifications and information, including without limitation the size, location, design and layout of windows, doors, walls, fixtures, closets, structures, appliances (if any), and the balconies are subject to change without notice to the Purchaser in order to comply with site conditions, municipal or governmental, structural, or architectural requirements, or for any reason at the discretion of the Vendor. Units on lower floors may have less floor space due to thicker structural members, mechanical rooms, etc. while units on higher floors may have more floor space. Bulkheads may not be shown on this plan and may be located in areas of the Unit as required for venting and mechanical systems. All areas and stated dimensions are approximate. Actual usable floor space, living area and square footage may vary from stated floor area. All illustrations are artist's concept only. Furniture is depicted for illustration purposes only & are not included. The unit shown may be the reverse of the unit purchased. The exact location of any balcony (if applicable) in relation to the unit layout may differ from that shown. E. & O.E.



CHESTNUT HILL DEVELOPMENTS

BUILDING COMMUNITIES SINCE 1981

suite-2M

the Wilde

CONDOMINIUMS

2 BEDROOM

INTERIOR 702 SQ.FT. | EXTERIOR 45 SQ.FT. | TOTAL 747 SQ.FT.



FLOORS 8-23



FLOOR 24

Note: All prices, figures, sizes, specifications and information, including without limitation the size, location, design and layout of windows, doors, walls, fixtures, closets, structures, appliances (if any), and the balcony are subject to change without notice to the Purchaser in order to comply with site conditions, municipal or governmental, structural, or architectural requirements, or for any reason at the discretion of the Vendor. Units on lower floors may have less floor space due to thicker structural members, mechanical rooms, etc. while units on higher floors may have more floor space. Bulkheads may not be shown on this plan and may be located in areas of the Unit as required for venting and mechanical systems. All areas and stated dimensions are approximate. Actual usable floor space, living area and square footage may vary from stated floor area. All illustrations are artist's concept only. Furniture is depicted for illustration purposes only & are not included. The unit shown may be the reverse of the unit purchased. The exact location of any balcony (if applicable) in relation to the unit layout may differ from that shown. E. & O.E.



CHESTNUT HILL
DEVELOPMENTS

BUILDING COMMUNITIES SINCE 1981

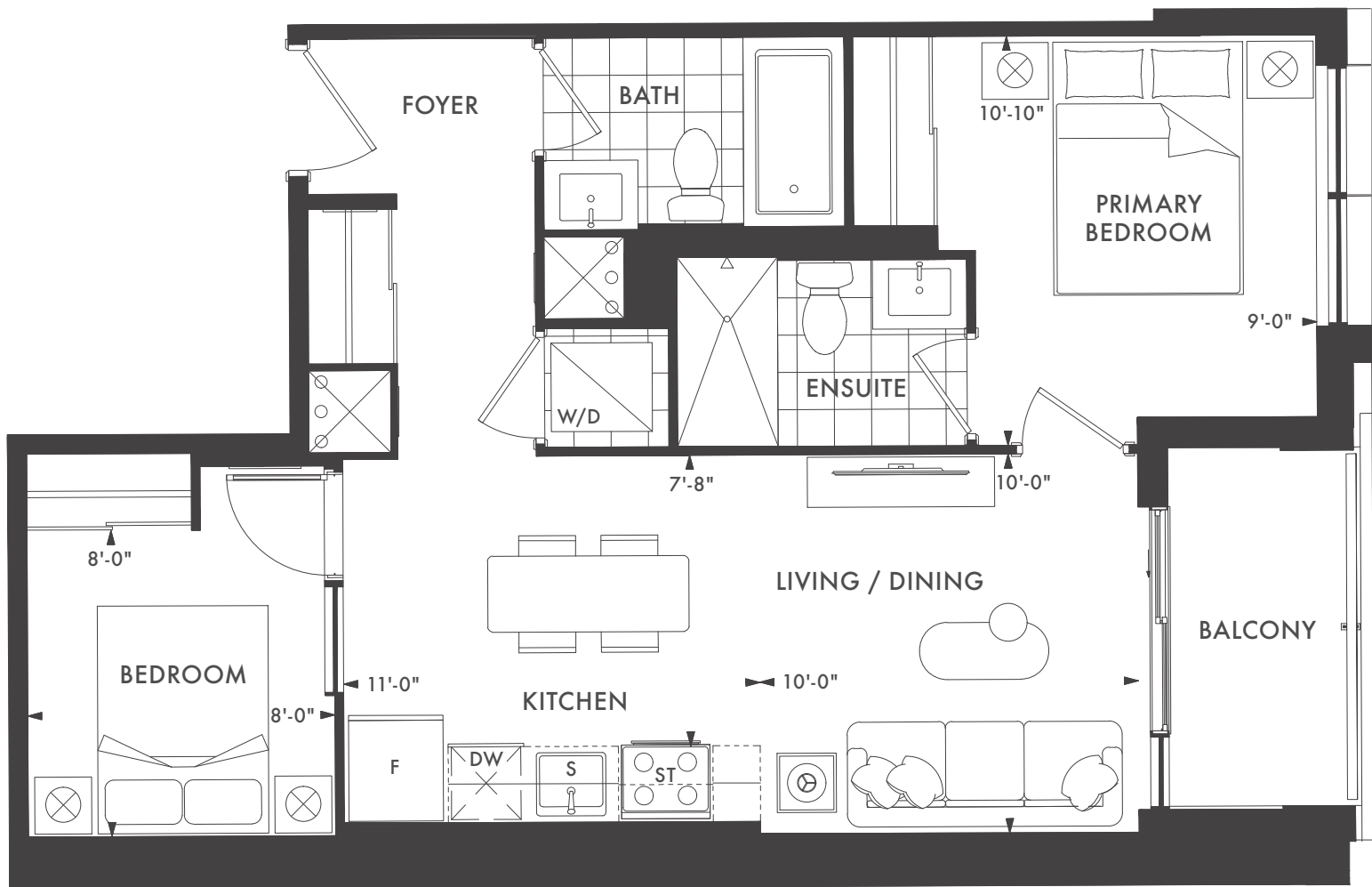
suite-2N

the Wilde

CONDOMINIUMS

2 BEDROOM

INTERIOR 682 SQ.FT. | EXTERIOR 45 SQ.FT. | TOTAL 727 SQ.FT.



FLOOR 6

Note: All prices, figures, sizes, specifications and information, including without limitation the size, location, design and layout of windows, doors, walls, fixtures, closets, structures, appliances (if any), and the balcony are subject to change without notice to the Purchaser in order to comply with site conditions, municipal or governmental, structural, or architectural requirements, or for any reason at the discretion of the Vendor. Units on lower floors may have less floor space due to thicker structural members, mechanical rooms, etc. while units on higher floors may have more floor space. Bulkheads may not be shown on this plan and may be located in areas of the Unit as required for venting and mechanical systems. All areas and stated dimensions are approximate. Actual usable floor space, living area and square footage may vary from stated floor area. All illustrations are artist's concept only. Furniture is depicted for illustration purposes only & are not included. The unit shown may be the reverse of the unit purchased. The exact location of any balcony (if applicable) in relation to the unit layout may differ from that shown. E. & O.E.



CHESTNUT HILL DEVELOPMENTS

BUILDING COMMUNITIES SINCE 1981

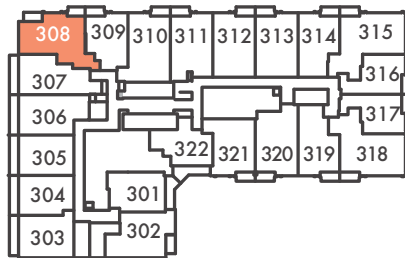
suite-2A+D

2 BEDROOM + DEN

INTERIOR 775 SQ.FT. | EXTERIOR 85 SQ.FT. | TOTAL 860 SQ.FT.



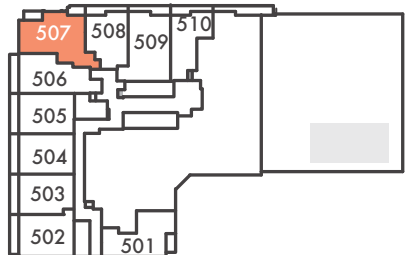
FLOOR 2



FLOOR 3



FLOOR 4



FLOOR 5



FLOOR 6

Note: All prices, figures, sizes, specifications and information, including without limitation the size, location, design and layout of windows, doors, walls, fixtures, closets, structures, appliances (if any), and the balconies are subject to change without notice to the Purchaser in order to comply with site conditions, municipal or governmental, structural, or architectural requirements, or for any reason at the discretion of the Vendor. Units on lower floors may have less floor space due to thicker structural members, mechanical rooms, etc. while units on higher floors may have more floor space. Bulkheads may not be shown on this plan and may be located in areas of the Unit as required for venting and mechanical systems. All areas and stated dimensions are approximate. Actual usable floor space, living area and square footage may vary from stated floor area. All illustrations are artist's concept only. Furniture is depicted for illustration purposes only & are not included. The unit shown may be the reverse of the unit purchased. The exact location of any balcony (if applicable) in relation to the unit layout may differ from that shown. E. & O.E.



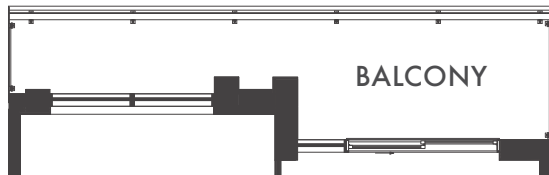
suite-2B+D

the Wilde

CONDOMINIUMS

2 BEDROOM + DEN

INTERIOR 775 SQ.FT. | EXTERIOR 46 SQ.FT. | TOTAL 821 SQ.FT.



BALCONY

BALCONY AT FLOORS 5 & 6
EXTERIOR 79 SQ.FT.
TOTAL 854 SQ.FT.



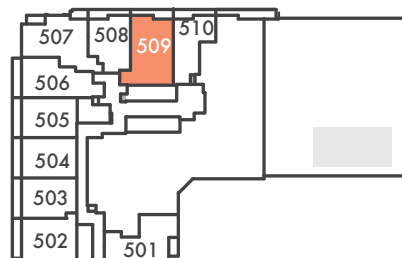
FLOOR 2



FLOOR 3



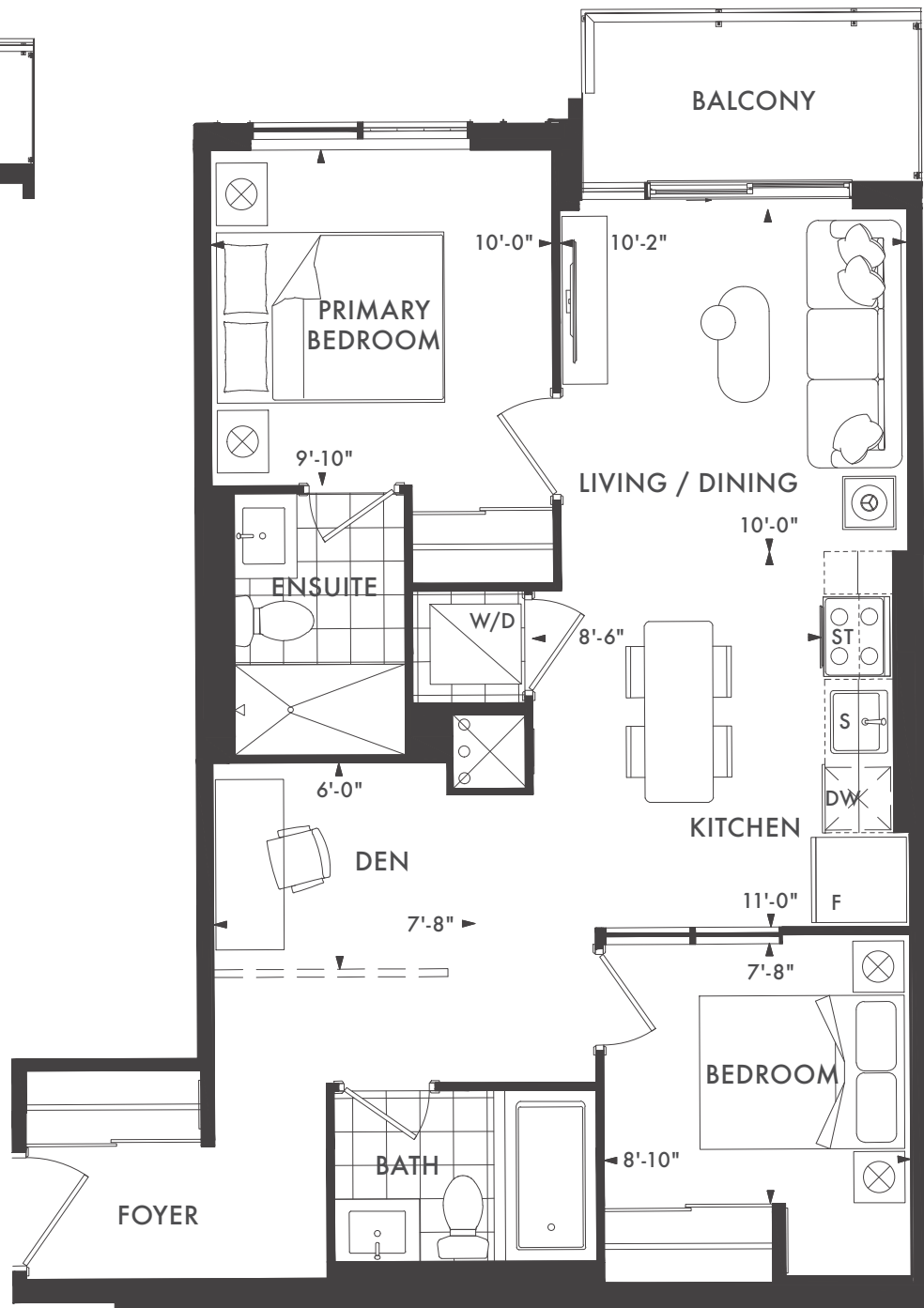
FLOOR 4



FLOOR 5



FLOOR 6



Note: All prices, figures, sizes, specifications and information, including without limitation the size, location, design and layout of windows, doors, walls, fixtures, closets, structures, appliances (if any), and the balcony are subject to change without notice to the Purchaser in order to comply with site conditions, municipal or governmental, structural, or architectural requirements, or for any reason at the discretion of the Vendor. Units on lower floors may have less floor space due to thicker structural members, mechanical rooms, etc. while units on higher floors may have more floor space. Bulkheads may not be shown on this plan and may be located in areas of the Unit as required for venting and mechanical systems. All areas and stated dimensions are approximate. Actual usable floor space, living area and square footage may vary from stated floor area. All illustrations are artist's concept only. Furniture is depicted for illustration purposes only & are not included. The unit shown may be the reverse of the unit purchased. The exact location of any balcony (if applicable) in relation to the unit layout may differ from that shown. E. & O.E.



CHESTNUT HILL DEVELOPMENTS

BUILDING COMMUNITIES SINCE 1981

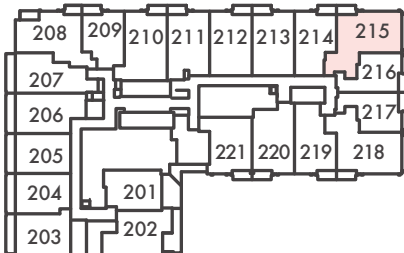
suite-3A

the Wilde

CONDOMINIUMS

3 BEDROOM

INTERIOR 874 SQ.FT. | EXTERIOR 46 SQ.FT. | TOTAL 920 SQ.FT.



FLOOR 2



FLOOR 3



FLOOR 4

Note: All prices, figures, sizes, specifications and information, including without limitation the size, location, design and layout of windows, doors, walls, fixtures, closets, structures, appliances (if any), and the balcony are subject to change without notice to the Purchaser in order to comply with site conditions, municipal or governmental, structural, or architectural requirements, or for any reason at the discretion of the Vendor. Units on lower floors may have less floor space due to thicker structural members, mechanical rooms, etc. while units on higher floors may have more floor space. Bulkheads may not be shown on this plan and may be located in areas of the Unit as required for venting and mechanical systems. All areas and stated dimensions are approximate. Actual usable floor space, living area and square footage may vary from stated floor area. All illustrations are artist's concept only. Furniture is depicted for illustration purposes only & are not included. The unit shown may be the reverse of the unit purchased. The exact location of any balcony (if applicable) in relation to the unit layout may differ from that shown. E. & O.E.



CHESTNUT HILL DEVELOPMENTS

BUILDING COMMUNITIES SINCE 1981

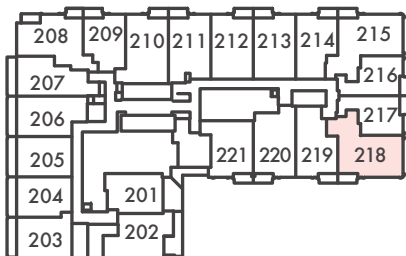
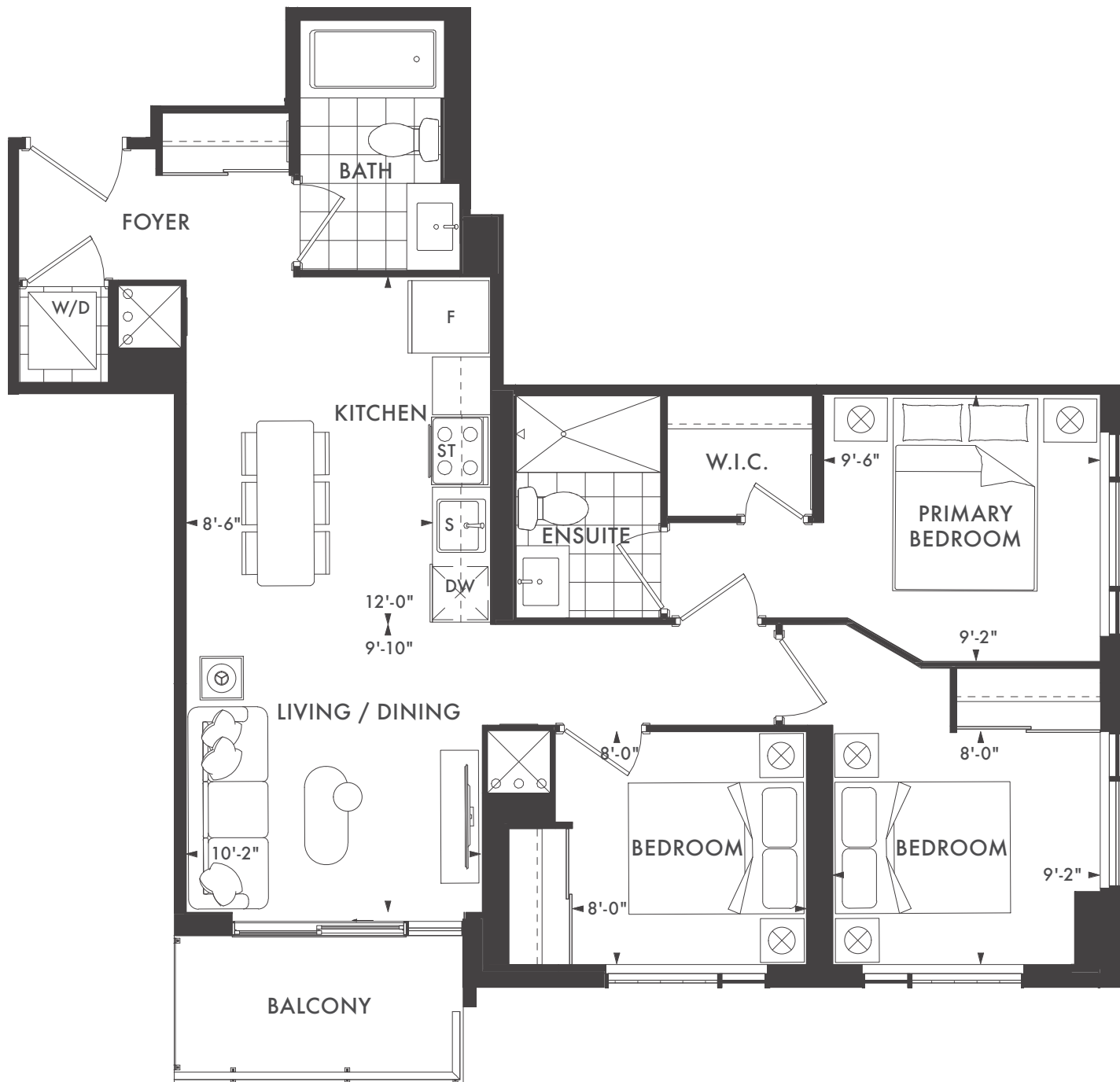
suite-3B

the Wilde

CONDOMINIUMS

3 BEDROOM

INTERIOR 856 SQ.FT. | EXTERIOR 46 SQ.FT. | TOTAL 902 SQ.FT.



FLOOR 2



FLOOR 3

Note: All prices, figures, sizes, specifications and information, including without limitation the size, location, design and layout of windows, doors, walls, fixtures, closets, structures, appliances (if any), and the balcony are subject to change without notice to the Purchaser in order to comply with site conditions, municipal or governmental, structural, or architectural requirements, or for any reason at the discretion of the Vendor. Units on lower floors may have less floor space due to thicker structural members, mechanical rooms, etc. while units on higher floors may have more floor space. Bulkheads may not be shown on this plan and may be located in areas of the Unit as required for venting and mechanical systems. All areas and stated dimensions are approximate. Actual usable floor space, living area and square footage may vary from stated floor area. All illustrations are artist's concept only. Furniture is depicted for illustration purposes only & are not included. The unit shown may be the reverse of the unit purchased. The exact location of any balcony (if applicable) in relation to the unit layout may differ from that shown. E. & O.E.



CHESTNUT HILL DEVELOPMENTS

BUILDING COMMUNITIES SINCE 1981

suite-3C

the Wilde

CONDOMINIUMS

3 BEDROOM

INTERIOR 865 SQ.FT. | EXTERIOR 286 SQ.FT. | TOTAL 1,151 SQ.FT.



FLOOR 6

Note: All prices, figures, sizes, specifications and information, including without limitation the size, location, design and layout of windows, doors, walls, fixtures, closets, structures, appliances (if any), and the balcony are subject to change without notice to the Purchaser in order to comply with site conditions, municipal or governmental, structural, or architectural requirements, or for any reason at the discretion of the Vendor. Units on lower floors may have less floor space due to thicker structural members, mechanical rooms, etc. while units on higher floors may have more floor space. Bulkheads may not be shown on this plan and may be located in areas of the Unit as required for venting and mechanical systems. All areas and stated dimensions are approximate. Actual usable floor space, living area and square footage may vary from stated floor area. All illustrations are artist's concept only. Furniture is depicted for illustration purposes only & are not included. The unit shown may be the reverse of the unit purchased. The exact location of any balcony (if applicable) in relation to the unit layout may differ from that shown. E. & O.E.



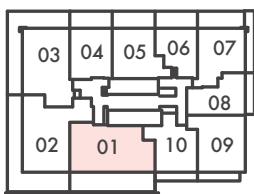
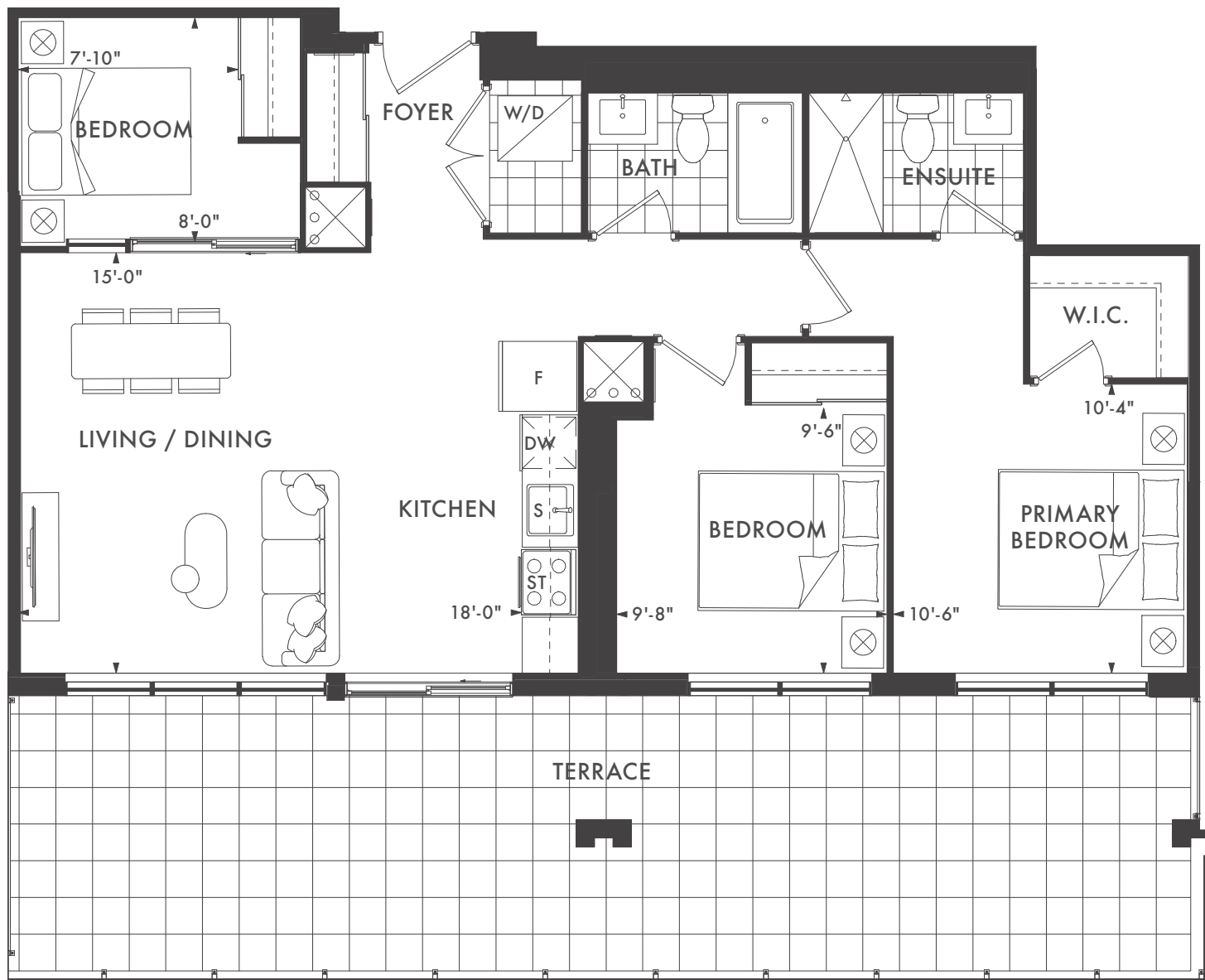
CHESTNUT HILL DEVELOPMENTS

BUILDING COMMUNITIES SINCE 1981

suite-3D

3 BEDROOM

INTERIOR 982 SQ.FT. | EXTERIOR 420 SQ.FT. | TOTAL 1,402 SQ.FT.



FLOOR 7

Note: All prices, figures, sizes, specifications and information, including without limitation the size, location, design and layout of windows, doors, walls, fixtures, closets, structures, appliances (if any), and the balcony are subject to change without notice to the Purchaser in order to comply with site conditions, municipal or governmental, structural, or architectural requirements, or for any reason at the discretion of the Vendor. Units on lower floors may have less floor space due to thicker structural members, mechanical rooms, etc. while units on higher floors may have more floor space. Bulkheads may not be shown on this plan and may be located in areas of the Unit as required for venting and mechanical systems. All areas and stated dimensions are approximate. Actual usable floor space, living area and square footage may vary from stated floor area. All illustrations are artist's concept only. Furniture is depicted for illustration purposes only & are not included. The unit shown may be the reverse of the unit purchased. The exact location of any balcony (if applicable) in relation to the unit layout may differ from that shown. E. & O.E.



CHESTNUT HILL DEVELOPMENTS

BUILDING COMMUNITIES SINCE 1981

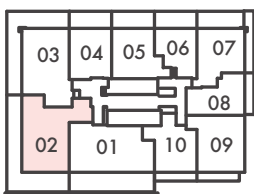
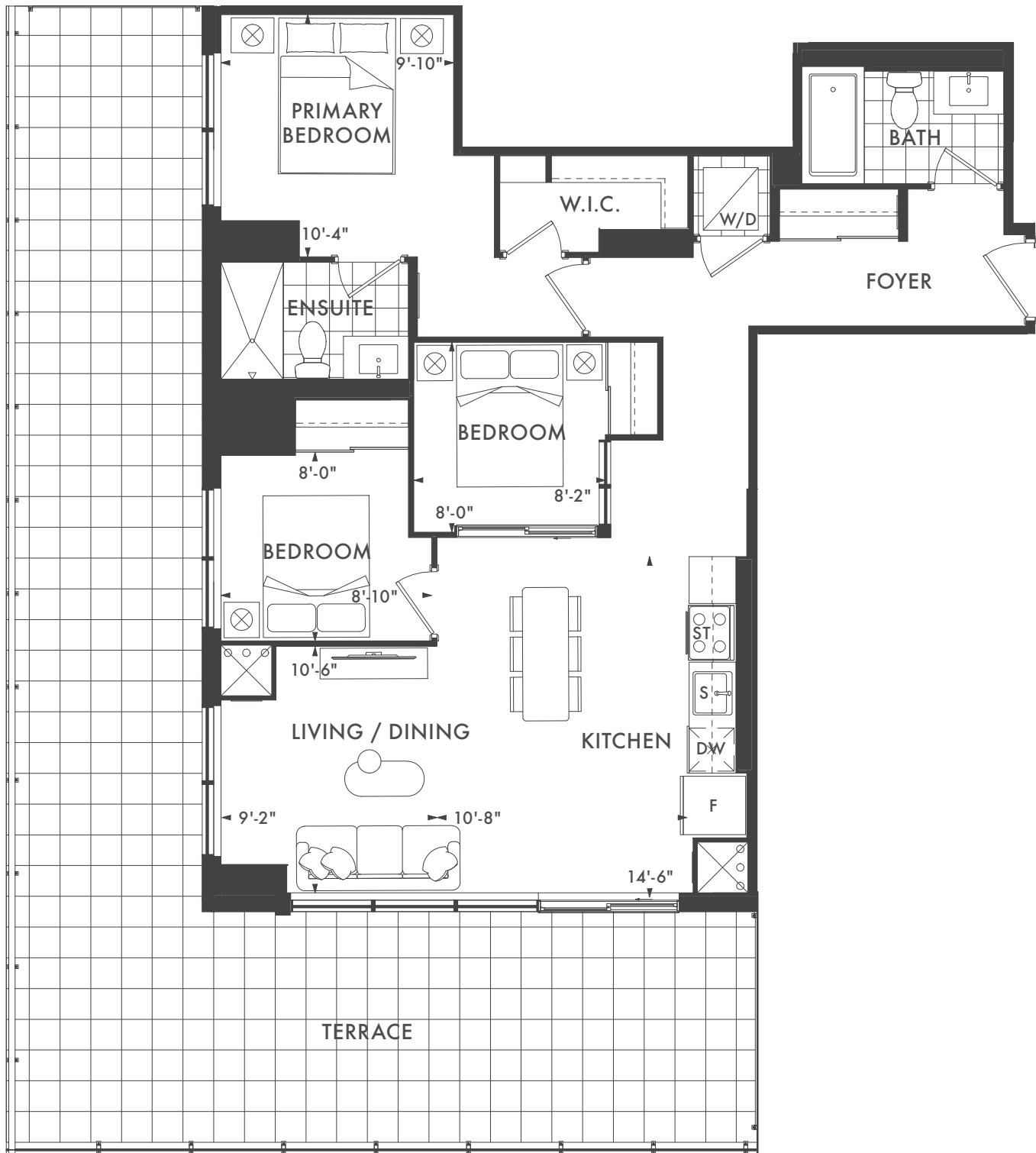
suite-3E

the Wilde

CONDOMINIUMS

3 BEDROOM

INTERIOR 984 SQ.FT. | EXTERIOR 605 SQ.FT. | TOTAL 1,589 SQ.FT.



FLOOR 7

Note: All prices, figures, sizes, specifications and information, including without limitation the size, location, design and layout of windows, doors, walls, fixtures, closets, structures, appliances (if any), and the balcony are subject to change without notice to the Purchaser in order to comply with site conditions, municipal or governmental, structural, or architectural requirements, or for any reason at the discretion of the Vendor. Units on lower floors may have less floor space due to thicker structural members, mechanical rooms, etc. while units on higher floors may have more floor space. Bulkheads may not be shown on this plan and may be located in areas of the Unit as required for venting and mechanical systems. All areas and stated dimensions are approximate. Actual usable floor space, living area and square footage may vary from stated floor area. All illustrations are artist's concept only. Furniture is depicted for illustration purposes only & are not included. The unit shown may be the reverse of the unit purchased. The exact location of any balcony (if applicable) in relation to the unit layout may differ from that shown. E. & O.E.



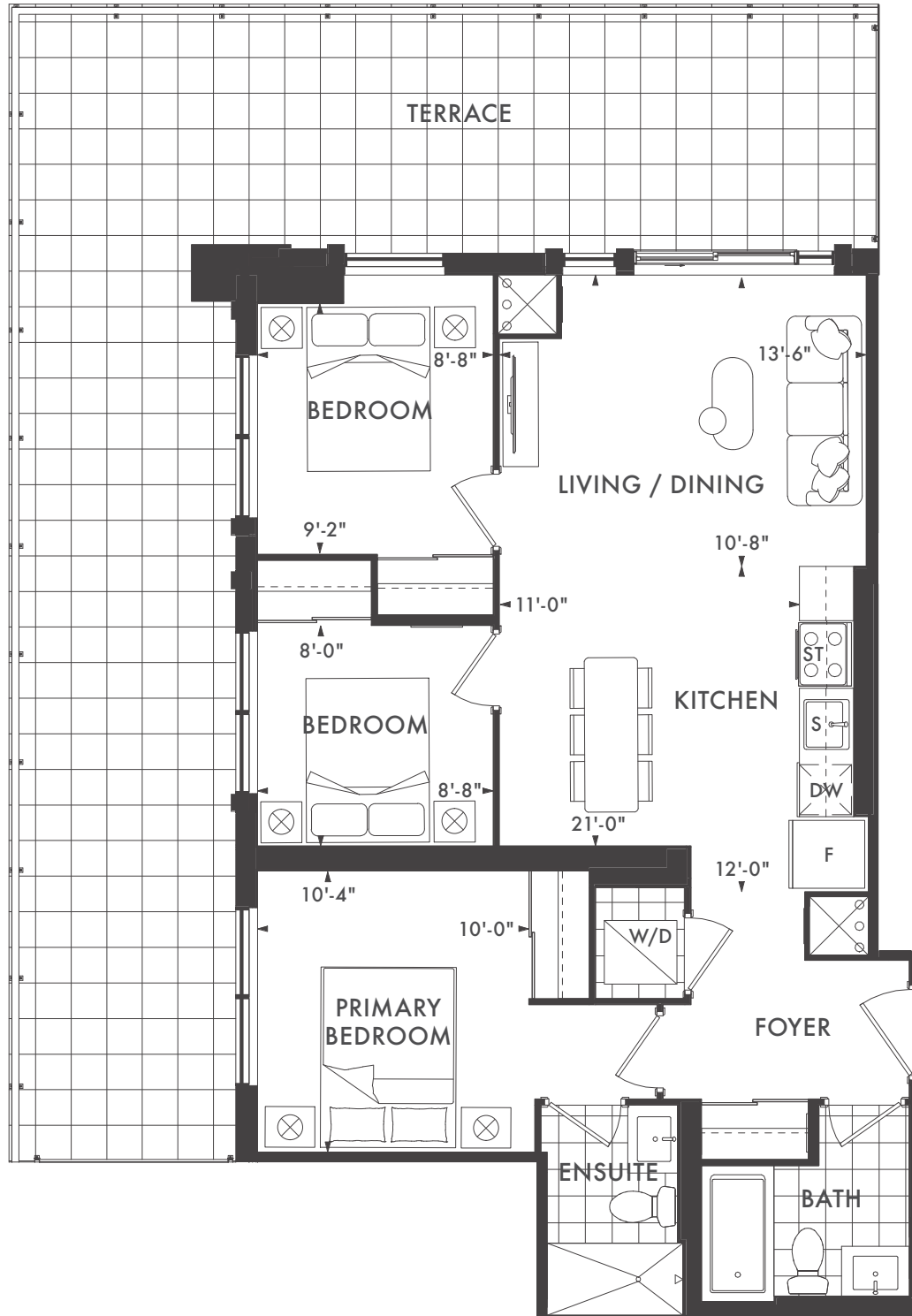
CHESTNUT HILL DEVELOPMENTS

BUILDING COMMUNITIES SINCE 1981

suite-3F

3 BEDROOM

INTERIOR 903 SQ.FT. | EXTERIOR 520 SQ.FT. | TOTAL 1,423 SQ.FT.



FLOOR 7

Note: All prices, figures, sizes, specifications and information, including without limitation the size, location, design and layout of windows, doors, walls, fixtures, closets, structures, appliances (if any), and the balcony are subject to change without notice to the Purchaser in order to comply with site conditions, municipal or governmental, structural, or architectural requirements, or for any reason at the discretion of the Vendor. Units on lower floors may have less floor space due to thicker structural members, mechanical rooms, etc. while units on higher floors may have more floor space. Bulkheads may not be shown on this plan and may be located in areas of the Unit as required for venting and mechanical systems. All areas and stated dimensions are approximate. Actual usable floor space, living area and square footage may vary from stated floor area. All illustrations are artist's concept only. Furniture is depicted for illustration purposes only & are not included. The unit shown may be the reverse of the unit purchased. The exact location of any balcony (if applicable) in relation to the unit layout may differ from that shown. E. & O.E.



CHESTNUT HILL DEVELOPMENTS

BUILDING COMMUNITIES SINCE 1981

suite-3G

the Wilde

CONDOMINIUMS

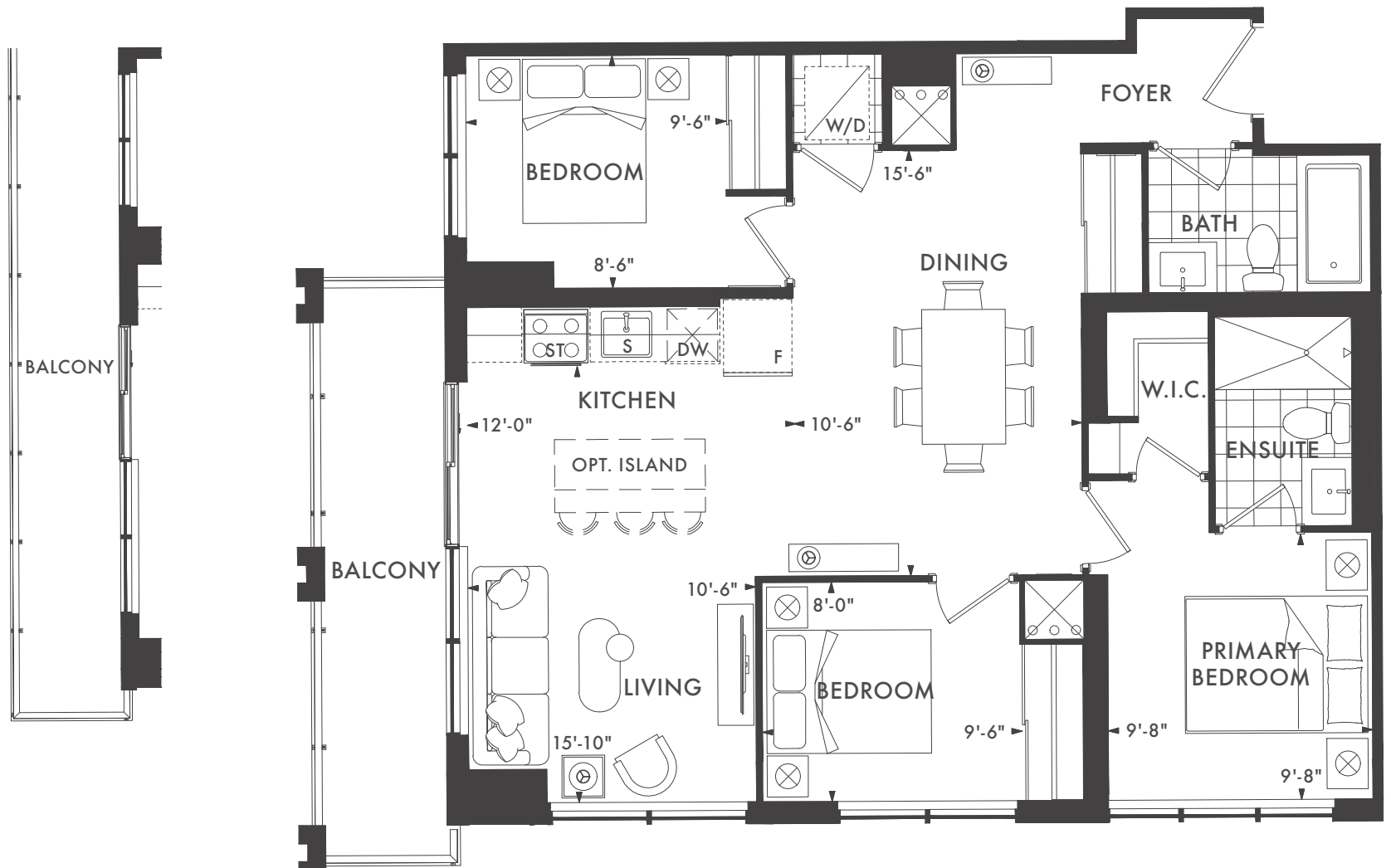
3 BEDROOM

INTERIOR 975 SQ.FT. | EXTERIOR 94 SQ.FT. | TOTAL 1069 SQ.FT.

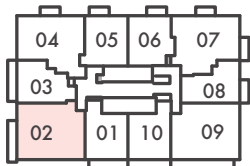
BALCONY AT FLOORS 24 & 28

EXTERIOR 135 SQ.FT.

TOTAL 1110 SQ.FT.



FLOOR 24



FLOORS 25-30

Note: All prices, figures, sizes, specifications and information, including without limitation the size, location, design and layout of windows, doors, walls, fixtures, closets, structures, appliances (if any), and the balcony are subject to change without notice to the Purchaser in order to comply with site conditions, municipal or governmental, structural, or architectural requirements, or for any reason at the discretion of the Vendor. Units on lower floors may have less floor space due to thicker structural members, mechanical rooms, etc. while units on higher floors may have more floor space. Bulkheads may not be shown on this plan and may be located in areas of the Unit as required for venting and mechanical systems. All areas and stated dimensions are approximate. Actual usable floor space, living area and square footage may vary from stated floor area. All illustrations are artist's concept only. Furniture is depicted for illustration purposes only & are not included. The unit shown may be the reverse of the unit purchased. The exact location of any balcony (if applicable) in relation to the unit layout may differ from that shown. E. & O.E.



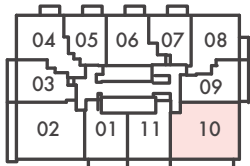
CHESTNUT HILL DEVELOPMENTS

BUILDING COMMUNITIES SINCE 1981

suite-3H

3 BEDROOM

INTERIOR 971 SQ.FT. | EXTERIOR 144 SQ.FT. | TOTAL 1115 SQ.FT.



FLOOR 24



FLOORS 25-30

Note: All prices, figures, sizes, specifications and information, including without limitation the size, location, design and layout of windows, doors, walls, fixtures, closets, structures, appliances (if any), and the balcony are subject to change without notice to the Purchaser in order to comply with site conditions, municipal or governmental, structural, or architectural requirements, or for any reason at the discretion of the Vendor. Units on lower floors may have less floor space due to thicker structural members, mechanical rooms, etc. while units on higher floors may have more floor space. Bulkheads may not be shown on this plan and may be located in areas of the Unit as required for venting and mechanical systems. All areas and stated dimensions are approximate. Actual usable floor space, living area and square footage may vary from stated floor area. All illustrations are artist's concept only. Furniture is depicted for illustration purposes only & are not included. The unit shown may be the reverse of the unit purchased. The exact location of any balcony (if applicable) in relation to the unit layout may differ from that shown. E. & O.E.



suite-3J

3 BEDROOM

INTERIOR 889 SQ.FT. | EXTERIOR 45 SQ.FT. | TOTAL 934 SQ.FT.



FLOORS 25-30

Note: All prices, figures, sizes, specifications and information, including without limitation the size, location, design and layout of windows, doors, walls, fixtures, closets, structures, appliances (if any), and the balcony are subject to change without notice to the Purchaser in order to comply with site conditions, municipal or governmental, structural, or architectural requirements, or for any reason at the discretion of the Vendor. Units on lower floors may have less floor space due to thicker structural members, mechanical rooms, etc. while units on higher floors may have more floor space. Bulkheads may not be shown on this plan and may be located in areas of the Unit as required for venting and mechanical systems. All areas and stated dimensions are approximate. Actual usable floor space, living area and square footage may vary from stated floor area. All illustrations are artist's concept only. Furniture is depicted for illustration purposes only & are not included. The unit shown may be the reverse of the unit purchased. The exact location of any balcony (if applicable) in relation to the unit layout may differ from that shown. E. & O.E.



CHESTNUT HILL DEVELOPMENTS

BUILDING COMMUNITIES SINCE 1981

suite-3K (B/F)

3 BEDROOM

INTERIOR 893 SQ.FT. | EXTERIOR 98 SQ.FT. | TOTAL 991 SQ.FT.



FLOORS 25-30

Note: All prices, figures, sizes, specifications and information, including without limitation the size, location, design and layout of windows, doors, walls, fixtures, closets, structures, appliances (if any), and the balcony are subject to change without notice to the Purchaser in order to comply with site conditions, municipal or governmental, structural, or architectural requirements, or for any reason at the discretion of the Vendor. Units on lower floors may have less floor space due to thicker structural members, mechanical rooms, etc. while units on higher floors may have more floor space. Bulkheads may not be shown on this plan and may be located in areas of the Unit as required for venting and mechanical systems. All areas and stated dimensions are approximate. Actual usable floor space, living area and square footage may vary from stated floor area. All illustrations are artist's concept only. Furniture is depicted for illustration purposes only & are not included. The unit shown may be the reverse of the unit purchased. The exact location of any balcony (if applicable) in relation to the unit layout may differ from that shown. E. & O.E.



CHESTNUT HILL DEVELOPMENTS

BUILDING COMMUNITIES SINCE 1981